

A rider wearing a helmet and dark gear is shown from the chest down, riding a mountain bike through water at night. The bike's front fork has the brand name 'MONTY' written on it. The scene is dark with splashing water creating bright highlights.

MONTY

2016 v1

INDEX

INDEX - ABOUT US 02 - 03

TECHNOLOGY 04 - 05

RIDERS 06 - 07

TRIAL 08 - 09

M5 10 - 11

221 ProRace 12

221K Nordic 13

221K 14

209K 15

207K 16

205K 17

Specs - Geometry 18 - 19

MTB 20 - 21

M9 22

M7 23

KZ9 24

KY39 25

KY37 26

KY29 27

KY27 28

KY19 29

KY17 30

KY12 31

Specs - Geometry 32 - 33

BMX/FREE

Free 302

Free 301

139 Series

Specs - Geometry

KIDS

KY8

KY7

KY5

105

104

103

102

CITY 3

CITY 2

CITY 1

202 Push Bike

Specs - Geometry

CITY

FIXIE

City Vintage

Beach Cruiser 1

Beach Cruiser 2

City 6

City 5

City 4

Tricycle 608

Specs - Geometry

34 - 35

36

37

38 - 39

40 - 41

42 - 43

44

45

46 - 47

48

49

50

51

52

53

54

55

56 - 57

58 - 59

60

61

62

63

64

65

66

67

68 - 69

FOLDING

Source

Fusion

Pulse

Specs - Geometry

TREKKING

TK 7

Specs - Geometry

E-BIKE

E 50

E 49

Elegance

E 45

EF 39

DPIE 4

DPIE 3

Tricycle E132

Specs - Geometry

SIZES

TECHNICAL INFO

DEALERS

70 - 71

72

73

74

75

76 - 77

78

79

80 - 81

82

83

84

85

86 - 87

88

89

90-91

92-93

94

95

96 - 97



ABOUT US

A cyclist wearing a cap and sunglasses is performing a wheelie on a road bike on a paved path. The background shows a road with a guardrail and some trees. The image is overlaid with a semi-transparent dark layer where the text is placed.

En Bicicletas Monty no dejamos lugar al azar. Cuidamos todos los detalles para que el auténtico protagonista, el ciclista, se sienta juez y parte de nuestra marca. Y es que, en 32 años de historia, hemos pedaleado siempre al lado de nuestros usuarios, atendiendo sus sugerencias y expectativas y extrayendo todo tipo de ideas que nos han permitido evolucionar y crecer. A todos vosotros que formáis parte de esta gran familia, mil gracias!

At Monty there is no place for fortuity. We direct our entire business around real protagonist: the cyclist. Because it is our best collaborator, we want him feeling involved in Monty projects. In 32 years of history, Monty has always cycled alongside its users, basing its investigations on their feedback, in order to meet their expectations. The extraction of all kinds of ideas from the most objective to the unexpected, allowed us to evolve and grow. For all these actors of the past, present and future, all those who are part of the great Monty family, Thank you!

Chez Monty il n'y a pas de place pour le hasard. Nous orientons toute notre activité autour de véritable protagoniste : le cycliste, car il est notre meilleur collaborateur. En 32 ans d'histoire, Monty a toujours pédalé aux côtés de ses utilisateurs, basant ses investigations sur leurs feedback afin de répondre à leurs attentes. L'extraction de toutes sortes d'idées des plus objectives aux plus étonnantes, nous a permis d'évoluer et de grandir. Pour tous ces acteurs du passé, du présent et du futur, pour tous ceux qui font partie de la grande famille Monty, Nous tenons à vous remercier!

TECHNOLOGY



Desde 1983, Monty es pionero en el desarrollo de bicicletas de trial gracias a la última tecnología y el uso de materiales punteros y sus propiedades. El departamento de R&D de Bicicletas Monty orienta todas sus investigaciones a partir del feedback de nuestros colaboradores. Todo este desarrollo tecnológico ha tenido un impacto directo sobre las demás gamas propuestas por la empresa. De esta forma, perseguimos y otorgamos una gran importancia al cuidado de la geometría, confort y equilibrio.

Since 1983, Monty is a pioneer in the development of Trial and Biketrial through the study and use of the latest technologies; both for component (stem, frame, brakes, freewheels, etc...) as for raw materials (carbon, new types of aluminum, etc ...). Indeed, the R & D department of Bicicletas Monty positions all their researches from the feedback of our partners (professional as individuals) and "riders" (official and unofficial). All these technological developments directly impact other ranges offered by the company. A concrete example : in Monty we attach great importance to geometry, comfort and balance of each of our bicycles.

Depuis 1983, Monty est pionnier dans le développement du Trial et Biketrial via l'étude et l'utilisation des dernières technologies ; et ce tant au niveau des composants (potence, cadre, systèmes de freinage, pignon libre, etc...) que des matières premières (carbone, nouveaux types d'aluminium, etc...). En effet le département R & D de Bicicletas Monty oriente toutes ses recherches à partir du feedback de nos collaborateurs (professionnels comme particuliers) et des «riders» officiels y non-officiels. En conséquence tout ce développement technologique impacte directement les autres gammes proposées par la société. Un exemple concret : l'importance que Monty attache à la géométrie, le confort et l'équilibre de chacune de ses bicyclettes.

TECHNOLOGY

Last Innovations...

2004



Stop steering system "SSS"

2005



"Nonius" handlebar position system

2012



Original Eagle Claw Skiplate

2012



First Monocoque Trial frame in Carbon Fiber

2013



First Monocoque Trial frame in Aluminium

2014



First Trial fork in carbon fiber

OFFICIAL TEAM MONTY RIDERS



ION AREITIO

Impresionado desde el minuto uno! Rigidez, agilidad, geometría, peso... Hacen de la M5 la bicicleta más completa del mercado.

You will be impressed since now! Rigidity, agility, geometry, weight... They make the M5 the most complete bike ever made!



VACLAV KOLAR

La geometría y ligereza de la M5 me permite entrenar duro e intentar dar lo máximo en las competiciones. La mejor compañera para desarrollar mis habilidades y capacidades.

The geometry and lightness of this full carbon fiber M5 allows me training hard and to do and doing my best on the competitions. The best partner to develop my skills and improve my capabilities.



JOAN LLORDELLA

Estoy francamente satisfecho con el rendimiento de la M9. Rígida, ligera y fiable. Una garantía a la hora de competir y entrenar.

I am really satisfied with M9 performance. It's resistant, lightweight and reliable. A performance guarantee when competing and training.

MONTY CO-OFFICIAL RIDERS



NACHO HEREDIA



DOMÈNEC LLADÓ



LUCIEN LEISER

MONTY WORLD RIDERS



RAÚL
GUTIÉRREZ



LUA
VIZCAÍNO



DIEGO
CRESCENZI



VIKTOR
FREDRIKSSON



VIKTOR
HEDIN



GORKA
SUSPERREGUI



TRIAL

ESFUERZO | PASIÓN | COMPETICIÓN

EFFORT | PASSION | COMPETITION

EFFORT | PASSION | COMPÉTITION





AUFWAND | LEIDENSCHAFT | WETTBEWERB

M5

PROFESSIONAL | COMPETITION | CARBON

SPECS

20"

-  Monocoque carbon fiber. Postmount disc+rim brake drop
-  Carbon fiber. Postmount disc+rim brake drop
-  Hope Hydraulic disc 160mm
-  ProRace. Front 20"x2.0. Rear 19"x2.6





ION AREITIO...

*Quedarás impresionado desde el minuto uno! Rigidez, agilidad, geometría, peso...
Hacen de la M5 la bicicleta más completas del mercado. Lista para rendir al máximo!*

*You will be impressed since now! Rigidity, agility, geometry, weight...
They make the M5 the most complete bike ever made! Ready to take the best of you!*



221 PRORACE

PROFESSIONAL | COMPETITION | ALLOY

SPECS

20"



Monocoque alloy 6061. Postmount disc+rim brake drop



Carbon fiber. Postmount disc+rim brake drop



Hope Hydraulic disc. 160mm



ProRace. Front 20"x2.0. Rear 19"x2.6





221K NORDIC

PROFESSIONAL | COMPETITION | ALLOY

SPECS

20"

-  Monocoque alloy 6061. Postmount disc+rim brake drop
-  Alloy 6061. Postmount disc+rim brake drop
-  Hope Hydraulic disc 160mm
-  ProRace. Front 20"x2.0. Rear 19"x2.6







221K

PROFESSIONAL | COMPETITION | ALLOY

SPECS

20"

-  Monocoque alloy 6061. Postmount disc+rim brake drop
-  Alloy 6061. Postmount disc+rim brake drop
-  Magura HS33, Hydraulic rim brake
-  ProRace. Front 20"x2.0. Rear 19"x2.6



209K

7 TO 12 YEARS

COMPETITION | TRAINING | ALLOY

SPECS

20"



Monocoque alloy 6061. Postmount disc+rim brake drop



Alloy 6061. W70mm, Postmount rim brake drop



Magura HS33, Hydraulic rim brake



Front 20"x1.95. Rear ProRace 20"x2.0



E-BIKE

TREKKING

FOLDING

CITY

KIDS

BMX/FREE

MOUNTAIN BIKE

TRIAL

207K

INITATION | ENJOY | ALLOY

7 TO 12 YEARS

SPECS

20"

-  Monocoque alloy 6061. V-Brake
-  Hi-Ten. W100mm, V-Brake
-  Alloy V-Brakes, L100mm, Dual linear spring tension
-  Front 20"x1.95. Rear ProRace 20"x2.0



205K

4 TO 8 YEARS

RECREATIONAL | INITIATION | ALLOY

SPECS

18"



Monocoque alloy 6061. V-Brake



Hi-Ten. W70mm, V-Brake



Alloy V-Brakes, L100mm, Dual linear spring tension



Front 18"x1.75. Rear 16"x2.4



E-BIKE

TRIKING

FOLDING

CITY

KIDS

BMX/FREE

MOUNTAIN BIKE

TRIAL

SPECS/GEOMETRY - TRIAL

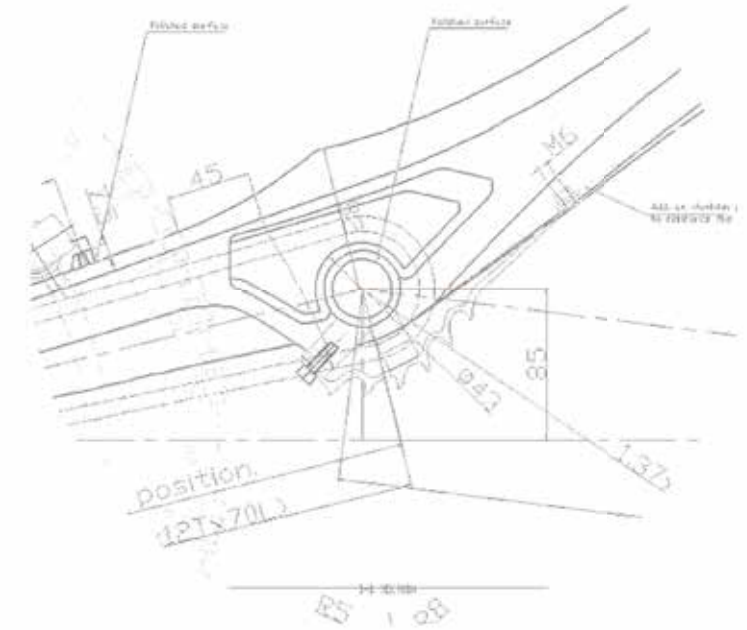
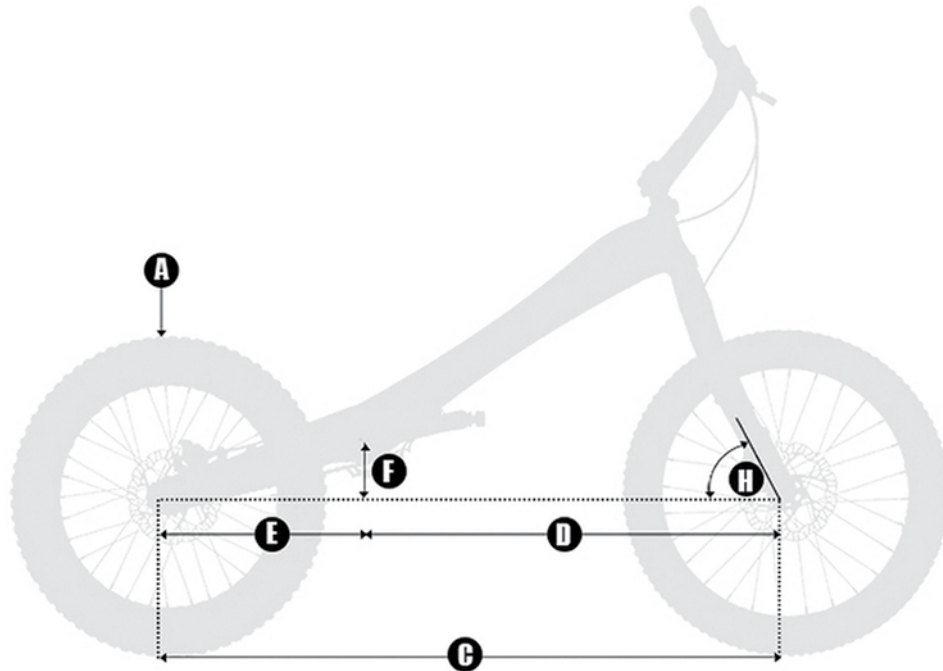


	M5	221 ProRACE	221K Nordic	221K
Cuadro/Frame/Cadre	Monocoque Carbon fiber. Postmount disc+rim brake drop	Monocoque alloy 6061F. Postmount disc+rim brake drop	Monocoque alloy 6061F. Postmount disc+rim brake drop	Monty Monocoque alloy 6061. Postmount disc+rim brake drop
Horquilla/Fork/Fourche	Carbon fiber. Postmount disc+rim brake drop	Carbon fiber. Postmount disc+rim brake drop	AL6061, 1-1/8", Postmount disc+rim brake drop	Monty Alloy 6061, Postmount disc+rim brake drop
Dirección/Head set/Jeux Direction	1-1/8". Semi-integrated. 7075 alloy cups. Sealed	1-1/8". Semi-integrated. 7075 alloy cups. Sealed	1-1/8". Semi-integrated. 7075 alloy cups. Sealed	FSA 1-1/8", Semi-integrated. 7075 alloy cups. Sealed
Potencia/Stem/Potence	6061-T6. L175mm. 24°. Bar bore 31.8mm	6061-T6. L175mm. 24°. Bar bore 31.8mm	6061-T6. L160mm. 24°. Bar bore 31.8mm	Monty Alloy 6061, L160mm. 24°. Bar bore 31.8mm
Manillar/Handlebar/Guidon	ProRace V2 Carbon fiber. L730mm. O.D.31.8mm	ProRace V2 Carbon fiber. L730mm. O.D.31.8mm	AL6061 L680mm. O.D.31.8mm	Monty Alloy 6061, L680mm. O.D.31.8mm, 10°
Pedalier/Bottom Bracket/Pédalier	ISIS type. CrMo spindle. L128mm.	ISIS type. CrMo spindle. L128mm.	ISIS type. CrMo spindle. L128mm.	CrMo spindle. L127mm, W68mm, Cotterless
Bielas/Crank set/Manivelles	AL7075-T6. ISIS type. Cold forged. L158mm. 1.37"x24T	AL7075-T6. ISIS type. Cold forged. L158mm. 1.37"x24T	AL7075-T6. ISIS type. Cold forged. L158mm. 1.37"x24T	Monty Alloy 6061. Cold forged. L158mm. 1.37"x24T
Protector/Skiplate/Protection	AL6061. Eagle Claw design	AL6061. Eagle Claw design	AL6061. Eagle Claw design	Monty 6061. Eagle Claw design
Piñón/Freewheel/Roue Libre	ProRace 18T. Chrome Moly. 9 pawls. 108clicks	ProRace 18T. Chrome Moly. 9 pawls. 108clicks	ProRace 18T. Chrome Moly. 9 pawls. 108clicks	Monty ProRace 18T. Chrome Moly. 9 pawls
Frenos/Brakes/Freins	Hope Hydraulic disc 160mm	Hope Hydraulic disc 160mm	Hope Hydraulic disc 160mm	MAGURA HS33, Hydraulic rim brake
Llantas/rims/Jants	AL6061-T5. Front 20"-28H. Rear 19"-32H. Inox Spokes	AL6061-T5. Front 20"-28H. Rear 19"-32H. Inox Spokes	AL6061-T5. Front 20"-28H. Rear 19"-32H. Inox Spokes	Monty 6061-T5. Front 20"-32H. Rear 19"-32H. Inox Spokes
Neumáticos/Tires/Pneus	Monty ProRace. Front 20"x2.0. Rear 19"x2.6	Monty ProRace. Front 20"x2.0. Rear 19"x2.6	Monty ProRace. Front 20"x2.0. Rear 19"x2.6	Monty ProRace. Front 20"x2.0. Rear 19"x2.6

	209K	207K	205K
Cuadro/Frame/Cadre	Monty Monocoque alloy 6061. Postmount disc+rim brake drop	Monty Monocoque 6061 Alloy. V-Brake	Monty Monocoque 6061 Alloy. V-Brake
Horquilla/Fork/Fourche	Monty Alloy 6061, W70mm, Postmount rim brake drop	Monty Hi-Ten, W100mm, V-Brake	Monty Hi-Ten, V-Brake, W70mm
Dirección/Head set/Jeux Direction	Ahead 1-1/8", Sealed bearings	Ahead 1-1/8", Sealed bearings	Ahead 1-1/8", Sealed bearings
Potencia/Stem/Potence	Monty Alloy, L110mm. 25°. Bar bore 25,4mm	Monty Alloy, L110mm. 25°. Bar bore 25,4mm	Monty Alloy, L110mm. 25°. Bar bore 25,4mm
Manillar/Handlebar/Guidon	Monty Alloy, L620mm. O.D.25,4mm, 9°	Monty Alloy, L620mm. O.D.25,4mm, 6°	Monty Alloy, L560mm. O.D.25,4mm, 6°
Pedalier/Bottom Bracket/Pédalier	CrMo spindle. L127mm, W68mm, Cotterless	CrMo spindle. L127mm, W68mm, Cotterless	CrMo spindle. L127mm, W68mm, Cotterless
Bielas/Crank set/Manivelles	Monty Alloy. Cold forged. L152mm. 1.37"x24T	Alloy, L152mm, 21T, 1/2"x1/8", Cotterless	Alloy, L127mm, Cotterless, 1,37x24T
Protector/Skiplate/Protection	Monty 6061. Eagle Claw design	Monty Alloy, Saw shaped	Monty Alloy, Saw shaped
Piñón/Freewheel/Roue Libre	Monty 16T. Chrome Moly. 6 pawls	Monty 16T. Chrome Moly. 6 pawls	Monty 16T. Chrome Moly. 6 pawls
Frenos/Brakes/Freins	MAGURA HS33, Hydraulic rim brake	Alloy V-Brakes, L100mm, Dual linear spring tension	Alloy V-Brakes, L100mm, Dual linear spring tension
Llantas/rims/Jants	Monty 6061-T5. Front 20"-28H. Rear 20"-28H. Hollowed windows	Alloy, 20"x1,75 - 32H, CNC sides	Alloy, F:18"x1,50-28H, R: 16"x2.125-28H, CNC sides
Neumáticos/Tires/Pneus	Front: Kenda Small Block 20"x1,95 - Rear: Monty ProRace 20"x2.0	Front: Kenda Small Block 20"x1,95 - Rear: Monty ProRace 20"x2.0	Front: 18"x1,75 - Rear: 16"x2.4

SPECS / GEOMETRY

TRIAL - SPECS/GEOMETRY



GEOMETRY	A	B	C	D	E	F	G	H
M5	20"	-	1008	676	349	85	-	71,5°
221 ProRace	20"	-	1008	676	349	85	-	71,5°
221K Nordic	20"	-	1008	676	349	85	-	71,5°
221K	20"	-	1008	676	349	85	-	71,5°
209K	20"	-	923	590	340	55	-	71,5°
207K	20"	-	923	590	340	55	-	71,5°
205K	18"	-	735	455	280	25	-	71,5°

SPEC / GEOMETRY



MTB

RESISTENCIA | LIGEREZA | PRECISIÓN

RESISTANCE | LIGHTNESS | PRECISION

RÉSISTANCE | LÉGÈRETÉ | PRÉCISION






RESISTENZ | LEICHTIGKEIT | GENAUIGKEIT

M9

PROFESSIONAL | COMPETITION | CARBON

SPECS

11 speed / 29"

-  Carbon fiber, 29", Postmount drop
-  Rockshox Reba RL 1-1/8" to 1,5" 100mm travel
-  Shimano XTR, 11 Speed
-  Magura MT4 Hydraulic 180/160mm rotor disc
-  17", 19"



AVAILABLE OPTIONS

- 1 X 11S
- 2 X 10S

M7

PROFESSIONAL | COMPETITION | TRAINING

SPECS

30 speed / 27.5"



Carbon fiber, 27.5", Postmount drop



Rockshox 30Gold TK, 1-1/8" to 1,5" 100mm travel



Shimano XT, 10 Speed



Shimano Hydraulic 180/160mm



17", 19"



E-BIKE

TREKKING

FOLDING

CITY

KIDS

BMX/FREE

MOUNTAIN BIKE

TRIAL


KZ9

SPORT | RIDE | ALLOY

SPECS

20 speed / 29"

 Alloy 6061-F, 29er, Postmount drop, QR 3/8", 1-1/8 to 1,5"

 Rockshox 30Silver RL, 1-1/8" to 1,5", 100mm travel

 Shimano XT ,10 speed

 Shimano M396 Hydraulic 180/160mm

 19", 21"



KY39

COMFORT | TRAINING | ALLOY

SPECS

27 speed / 29"

-  Alloy 7005-T6. Hydroformed tubes, inside disk drop
-  Suntour XCM RL. 100mm travel. Handlebar lockout
-  Shimano Alivio, direct attach, 9 speed
-  Shimano 355 hydraulic disk, 160mm rotor
-  18", 20"








E-BIKE
TREKKING
FOLDING
CITY
KIDS
BMW/FREE
MOUNTAIN BIKE
TRIAL

KY37

COMFORT | TRAINING | ALLOY

SPECS

27 speed / 27,5"

-  Alloy 7005-T6 Hydroformed tubes, inside disc drop
-  Suntour XCM RL, 650b, 100mm travel, handlebar lockout
-  Shimano Alivio, Direct attach, 9Speed
-  Shimano 355 Hydraulic Disc, 160mm Rotor
-  17", 19", 21"



KY29

RECREATIONAL | ENJOY | ALLOY

SPECS

24 speed / 29"

-  Alloy 7005-T6, Stamping tubes, Disc drop
-  Suntour XCM RL, 100mm travel, handlebar lockout
-  Shimano Acera, 8 Speed, SGS, Direct Attach
-  Tektro hydraulic disc, 160mm Rotor
-  18", 20"



E-BIKE
TREKKING
FOLDING
CITY
KIDS
BMW/FREE
MOUNTAIN BIKE
TRIAL

KY27

RECREATIONAL | ENJOY | ALLOY

SPECS

24 speed / 27,5"

-  Alloy 7005-T6, 650b, Alloy Stamping tubes, Disc drop
-  Suntour XCM RL, 650b, 100mm travel, handlebar lockout
-  Shimano Acera, 8 speed, SGS, Direct Attach
-  Tektro hydraulic Disc, 160mm Rotor
-  17", 19", 21"



KY19

RECREATIONAL | ENJOY | ALLOY

SPECS

21 speed / 29"

-  Alloy 7005-T6, Alloy Stamping tubes, Disc drop
-  386A, Alloy Crown, 60mm travel, Adjustable preload
-  Shimano TX-35, 7Speed, Direct Attach, Index
-  Promax V-Brake, Alloy, L108mm
-  18", 20"








E-BIKE
TREKKING
FOLDING
CITY
KIDS
BMW/FREE
MOUNTAIN BIKE
TRIAL

KY17

RECREATIONAL | ENJOY | ALLOY

SPECS

21 speed / 27,5"

-  Alloy 7005-T6, 650b, Alloy Stamping tubes, Disc drop
-  386A, 650b, Alloy Crown, 60mm travel, Adjustable preload
-  Shimano TX-35, 7Speed, Direct Attach, Index
-  Promax V-Brake, Alloy, L108mm
-  17", 19", 21"








KY12

RECREATIONAL | LADY | ALLOY

SPECS

21 speed / 26"

-  Alloy 7005-T6, Alloy tubing, Easy access, Lady Style
-  386A, 26", Alloy Crown, 60mm travel, Adjustable preload
-  Shimano TX-35, 7Speed, Direct Attach, Index
-  V-Brake, Alloy, L110mm, 1/pc shoe
-  15", 17"



E-BIKE
TREKKING
FOLDING
CITY
KIDS
BMW/FREE
MOUNTAIN BIKE
TRIAL

SPECS/GEOMETRY - MTB



	M9	M7	KZ9
Cuadro/Frame/Cadre	CARBON FIBER, 29er, Postmount drop, 142x12mm E-thru	CARBON FIBER, 27,5" Postmount drop, QR 3/8"	AL6061-F, 29er, Postmount drop, QR 3/8", 1-1/8 to 1,5"
Horquilla/Fork/Fourche	ROCKSHOX Reba RL 1-1/8" to 1,5", 100mm travel, 15mm E-thru	ROCKSHOX 30Gold TK, RL, 1-1/8" to 1,5" - 100mm , QR 3/8"	ROCKSHOX 30Silver, RL, 1-1/8" to 1,5" - 100mm , QR 3/8"
Dirección/Head set/Jeux Direction	PROTOTYPE Alum. 1-1/8" to 1,5", integrated	Alloy, 1-1/8" to 1,5", Semi-integrated	Alloy, 1-1/8" to 1,5", Semi-integrated
Potencia/Stem/Potence	PROTOTYPE Physis, Alum. 6°, 31,8mm laser graphics	Alloy, L100mm, +-7°, 31,8mm	Alloy, L90mm, +-7°, 31,8mm
Manillar/Handlebar/Guidon	PROTOTYPE Physis, Alum. 31,8x660mm	Alloy, L680mm, 31,8mm, 10°	Alloy, L740mm, 31,8mm, 0°
Bielas/Crank set/Manivelles	52T, L175, 11 speed	FSA V-Drive, 44/33/22T, 30speed	FSA Comet Megaexo, 38/24T
Piñón/Freewheel/Roue Libre	SHIMANO TXR , 11-36T, 11 speed	SHIMANO, Cassette 11-36T, 10 speed	SHIMANO Deore, Cassette 11-36T, 10 speed
Cambio/Rear Derailleur/Dérailleur arrière	SHIMANO XTR, 11 speed	SHIMANO XT ,10 speed	SHIMANO XT ,10 speed
Mandos/Shifters/Levie de Vitesses	SHIMANO XTR, 1x11 speed	SHIMANO SLX, Double/tripple, 3x10 speed	SHIMANO Deore, Double/triple
Frenos/Brakes/Freins	MAGURA MT4 Hydraulic 180/160mm rotor disc	SHIMANO Hydraulic 180/160mm	SHIMANO M396 Hydraulic 180/160mm
Llantas/rims/Jants	PROTOTYPE 29er Alum. Double wall 29"x1,75, A/V	SHIMANO MT15 - 27,5"	29er
Neumáticos/Tires/Pneus	GEAX Saguaro 29"x2,20	GEAX Saguaro 27,5"x2,20	Michelin Wild Racer 29"x2,25
Tallas/Sizes/Tailles	17" - 19"	17" - 19"	19" - 21"

	KY39	KY37	KY29	KY27
Cuadro/Frame/Cadre	AL7005-T6 Hydroformed tubes, inside disc drop	AL7005-T6 Hydroformed tubes, inside disc drop	AL7005-T6, 29er, Stamping tubes, Disc drop	AL7005-T6, 650b, Alloy Stamping tubes, Disc drop
Horquilla/Fork/Fourche	Suntour XCM RL, 29" 100mm travel, handlebar lockout	Suntour XCM RL, 650b, 100mm travel, handlebar lockout	Suntour XCM RL, 29er, 100mm travel, handlebar lockout	Suntour XCM RL, 650b, 100mm travel, handlebar lockout
Dirección/Head set/Jeux Direction	Alloy, 1-1/8" , semi integrated	Alloy, 1-1/8" , semi integrated	Alloy, 1-1/8" , semi integrated	Alloy, 1-1/8" , semi integrated
Potencia/Stem/Potence	Alloy, 0 degree, L90mm	Alloy, 0 degree, L90mm	Alloy, 15° degree, L90mm	Alloy, 15° degree, L90mm
Manillar/Handlebar/Guidon	Alloy, 31,8x660mm, Rise 0mm	Alloy, 31,8x660mm, Rise 0mm	Alloy, 31,8x680mm, Rise 0mm	Alloy, 31,8x680mm, Rise 0mm
Bielas/Crank set/Manivelles	SHIMANO FCM371, 9speed, 44-32-22T, L175mm	SHIMANO FCM371, 9speed, 44-32-22T, L175mm	42-34-24T, Alloy Crank L170mm	42-34-24T, Alloy Crank L170mm
Piñón/Freewheel/Roue Libre	SHIMANO Cassette, 11-34T, 9 speed, Index	SHIMANO Cassette, 11-34T, 9 speed, Index	SHIMANO HG31Cassette, 11-30T, 8 speed, Index	SHIMANO HG31Cassette, 11-30T, 8 speed, Index
Cambio/Rear Derailleur/Dérailleur arrière	SHIMANO ALVIO, Direct attach, 9Speed	SHIMANO ALVIO, Direct attach, 9Speed	SHIMANO ACERA, 8Speed, SGS, Direct Attach	SHIMANO ACERA, 8Speed, SGS, Direct Attach
Mandos/Shifters/Levie de Vitesses	SHIMANO M370, Double/tripple, 3x9 speed	SHIMANO M370, Double/tripple, 3x9 speed	SHIMANO M310, Double/tripple, 3x8speed	SHIMANO M310, Double/tripple, 3x8speed
Frenos/Brakes/Freins	SHIMANO 355 Hydraulic Disc, 160mm Rotor	SHIMANO 355 Hydraulic Disc, 160mm Rotor	TEKTRO Hydraulic Disc, 160mm Rotor	TEKTRO Hydraulic Disc, 160mm Rotor
Llantas/rims/Jants	Alloy, Double wall, 29" W24-H18, 14G, 32Holes, A/V	Alloy, Double wall, 27,5" W24-H18, 14G, 32Holes, A/V	Alloy, 27,5" W24-H18, 14G, 32Holes, A/V	Alloy, 27,5" W24-H18, 14G, 32Holes, A/V
Neumáticos/Tires/Pneus	KENDA Nevegal 29"x2.20	KENDA Nevegal 27,5"x2.10	29"x2.25 30TPI	27,5"x2.25 30TPI
Tallas/Sizes/Tailles	18" - 20"	17" - 19" - 21"	18" - 20"	17" - 19" - 21"

SPECS/GEOMETRY

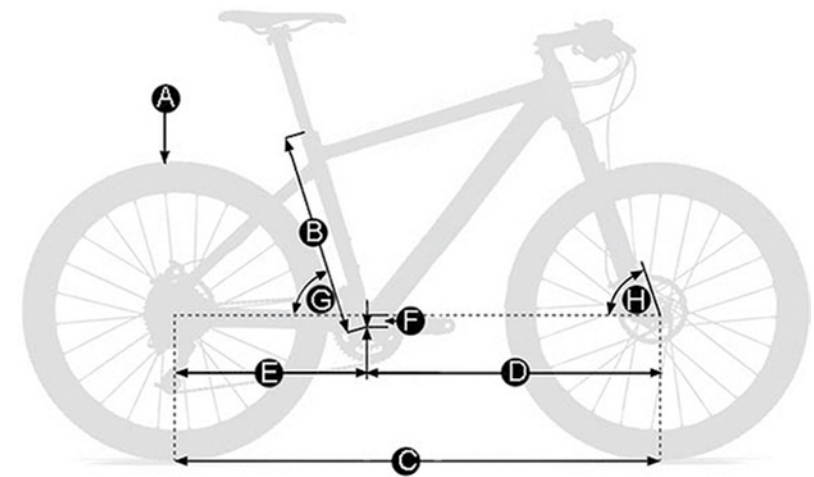
E-BIKE
TREKKING
FOLDING
CITY
KIDS
BMX/FREE
MOUNTAIN BIKE
TRIAL

MTB - SPECS/GEOMETRY



	KY19	KY17	KY12
Cuadro/Frame/Cadre	AL7005-T6, 29er, Alloy Stamping tubes, Disc drop	AL7005-T6, 650b, Alloy Stamping tubes, Disc drop	AL7005-T6, 26", Alloy tubing, Easy access, Lady Style
Horquilla/Fork/Fourche	386A, 29er, Alloy Crown, 60mm travel, Adjustable preload	386A, 650b, Alloy Crown, 60mm travel, Adjustable preload	386A, 26", Alloy Crown, 60mm travel, Adjustable preload
Dirección/Head set/Jeux Direction	Alloy, 1-1/8", semi integrated	Alloy, 1-1/8", semi integrated	Alloy, 1-1/8", semi integrated
Potencia/Stem/Potence	Alloy, 10° degree, L90mm	Alloy, 10° degree, L90mm	Alloy, 15°, L90mm, H41mm
Manillar/Handlebar/Guidon	Steel, 31,8x680mm, Rise 20mm	Steel, 31,8x680mm, Rise 20mm	Steel, 31,8x680mm, Rise 30mm, 6°
Bielas/Crank set/Manivelles	42-32-24T, Alloy Crank L170mm	42-32-24T, Alloy Crank L170mm	42-32-24T, Alloy Crank L170mm
Piñón/Freewheel/Roue Libre	SHIMANO TZ21, 14-28T, 7 speed	SHIMANO TZ21, 14-28T, 7 speed	SHIMANO TZ21, 14-28T, 7 speed
Cambio/Rear Derailleur/Dérailleur arrière	SHIMANO TX-35, 7Speed, Direct Attach, Index	SHIMANO TX-35, 7Speed, Direct Attach, Index	SHIMANO TX-35, 7Speed, Direct Attach, Index
Mandos/Shifters/Levie de Vitesses	SHIMANO EF-51, Double/tripple, 3x7speed	SHIMANO EF-51, Double/tripple, 3x7speed	SHIMANO EF-41, Double/tripple, 3x7speed
Frenos/Brakes/Freins	PROMAX V-Brake, Alloy, L108mm	PROMAX V-Brake, Alloy, L108mm	V-Brake, Alloy, L110mm, 1/pc shoe
Llantas/rims/Jants	Alloy, 29", W24-H18, 14G, 32Holes, A/V	Alloy, 27.5" W24-H18, 14G, 32Holes, A/V	Alloy, 26" W24-H18, 14G, 32Holes, A/V
Neumáticos/Tires/Pneus	Forza 29"x2.25 30TPI	Forza 27.5"x2.25 30TPI	26"x1,95
Tallas/Sizes/Tailles	18" - 20"	17" - 19" - 21"	15" - 17"

GEOMETRY	A	B	C	D	E	F	G	H
M6 - 17"	29"	432	1074	637	440	-63,5	73°	71,5°
M6 - 19"	29"	482	1095	657	440	-63,5	73°	71,5°
M7 - 17"	27,5"	440	1071	639	438	-50	73°	70,5°
M7 - 19"	27,5"	490	1087	654	438	-50	73°	71°
K29 - 19"	29"	482	1117	686	438	-60	72,5°	69,5°
K29 - 21"	29"	533	1133	702	438	-60	71°	69,5°
KY39/KY29/KY19 - 18"	29"	457	1088	642	453	-63,5	73°	71,5°
KY39/KY29/KY19 - 20"	29"	508	1110	665	453	-63,5	73°	71,5°
KY37/KY27/KY17 - 17"	27,5"	432	1070	646	430	-55	73°	70°
KY37/KY27/KY17 - 19"	27,5"	482	1086	662	430	-55	73°	70°
KY37/KY27/KY17 - 21"	27,5"	533	1108	684	430	-55	73°	70°
KY12 - 15"	26"	381	1031	608	425	-30	73°	71°
KY12 - 17"	26"	432	1045	622	425	-30	73°	71°



SPECS / GEOMETRY

E-BIKE TREKKING FOLDING CITY KIDS BMX/FREE MOUNTAIN BIKE TRIAL





BMX-FREE

VELOCIDAD | FUERZA | IMAGINACIÓN...

SPEED | STRENGTH | IMAGINATION...

VITESSE | FORCE | IMAGINATION...

GESCHWINDIGKEIT | FESTIGKEIT | FANTASIE...

302 FREESTYLE

STREET | TRAINING | CHROME.MOLY

SPECS

20"



Chrome Moly 4130 down-tube - Hi.Ten



Hi.Ten. Oversize blades



Aluminium U-brakes. 60mm pads



20"x2.10. Tubes AV



FREESTYLE 301

STREET | TRAINING | HI.TEN

SPECS

20"

-  Hi-Ten
-  Hi-Ten. Oversize blades
-  Aluminium U-Brakes. 60mm pads
-  20"x2,35 Freestyle



139 BMX

BMX | TRAINING | ALLOY

SPECS

20"



20" Aluminium 7005



Hi.Ten. W100mm. 28,6x122mm



Aluminium V-Brakes. 55mm pads



20"x2.125

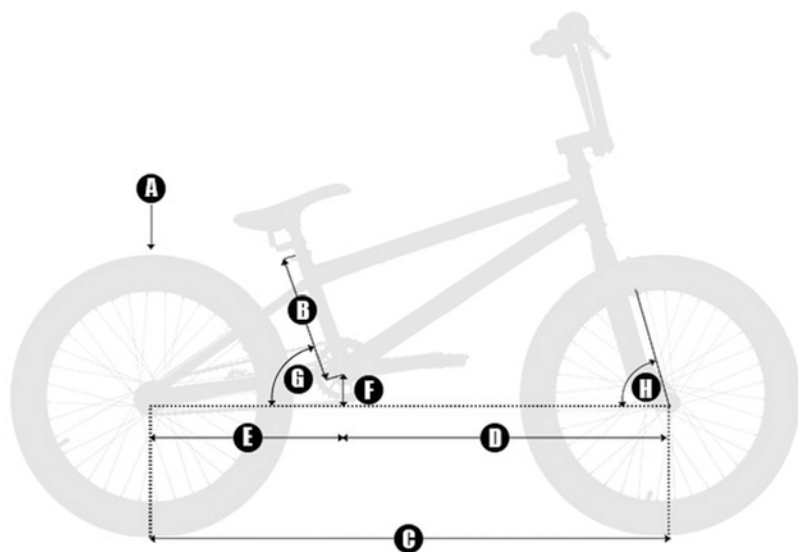




SPECS/GEOMETRY - BMX/FREE



	302	301	139
Cuadro/Frame/Cadre	Monty. Chrome Moly 4130 down-tube - Hi-Ten	Monty. Hi-Ten	20" Monty. Aluminium 7005
Horquilla/Fork/Fourche	Hi-Ten. Oversize blades	Hi-Ten. Oversize blades	Monty Hi-Ten. W100mm. 28,6x122mm
Dirección/Head set/Jeux Direction	1-1/8", 45°x45°, dia. 41,8mm. 28,6mm A-HEAD SET	Heavy duty steel cups. 1-1/8". Bearings 5/32"x22.	Ahead 1-1/8", 10mm spacer
Potencia/Stem/Potence	Aluminium. L50mm. H30mm. Bar bore 22.2	Aluminium. L50mm. H30mm. Bar bore 22.2	Alloy, 28,6mm, H30mm, L50mm, bar bore 22,2mm
Manillar/Handlebar/Guidon	Hi-Ten. L700mm. Dia. 22.2mm	Hi-Ten. L700mm. Dia. 22.2mm	Steel, L680mm, Rise 40mm
Pedalier/Bottom Bracket/Pédalier	Middle size, Hollowed 19mmx8T CRMO axle 153,5mm	10pcs, 155x19mm x 8T CrMo axle	Steel, 5/16" x10pcs, 19mm x 8T, CrMo Axle
Bielas/Crank set/Manivelles	3 pcs. CrMo, L175mm, 25T chainwheel	3 pcs. CrMo, L175mm, 28T chainwheel	3 pcs. CrMo, L175mm, 42T chainwheel
Piñón/Freewheel/Roue Libre	1/2"x1/8", sprocket 9T	1/2"x1/8", 14T, single speed M30x1,00	16T freewheel, 1/2x1/8"
Frenos/Brakes/Freins	Aluminium U-Brakes. 60mm pads	Aluminium U-Brakes. 60mm pads	Aluminium V-Brakes. 55mm pads
Llantas/rims/Jants	Aluminium. 20"x1.75, 14Gx36H A/V	Aluminium. 20"x1.75, 14Gx36H A/V	Aluminium. 20"x1.75, 14Gx36H, A/V
Neumáticos/Tires/Pneus	20"x2,10. Tubes AV	20"x2,35 Freestyle	20"x2.125



GEOMETRY	302	301	139
A	20"	20"	20"
B	222	222	250
C	913	924	944
D	580	580	572
E	336	347	375
F	42	42	40
G	71°	71°	71°
H	75°	75°	74°

SPECS / GEOMETRY

E-BIKE
TREKKING
FOLDING
CITY
KIDS
BMX/FREE
MOUNTAIN BIKE
TRIAL

BMX/FREE - SPECS/GEOMETRY



PHOTO: GLOMULIN



TRIAL MOUNTAIN BIKE BMX/FREE KIDS CITY FOLDING TREKKING E-BIKE



E-BIKE

TREKKING

FOLDING

CITY

KIDS

BMX/FREE

MOUNTAIN BIKE

TRIAL

42

KIDS

PEQUEÑOS | ALEGRES | INCANSABLES...

SMALL | CHEERFUL | TIRELESS...

PETITS | JOYEUX | INFATIGABLES...

KLEIN | FRÖHLICH | UNERMÜDLICH...

KY8

ENJOY | RECREATIONAL | ALLOY

8 TO 10 YEARS



SPECS

21 speed / 26"



Aluminium 7005.



Alloy crown. W100mm, travel 50mm



Shimano Tx35, 7 speed, Direct Attach



Aluminium V-Brakes. 55mm pads.



13", 16"





KY7

7 TO 9 YEARS

ENJOY | RECREATIONAL | ALLOY

SPECS

21 speed / 24"

-  Aluminium 7005. Size 12"
-  Alloy crown. W100mm, travel 40mm
-  Shimano Tx35, 7 speed, Direct Attach
-  Aluminium V-Brakes. 55mm pads.



E-BIKE
TREKKING
FOLDING
CITY
KIDS
BMW/FREE
MOUNTAIN BIKE
TRIAL

KY5

ENJOY | RECREATIONAL | ALLOY

SPECS

6 speed / 20"



Aluminium 7005. Size 10"



W100mm, travel 40mm



Shimano Ty21 6 speed, Red tension



Aluminium V-Brakes. L100mm.





 5 TO 7 YEARS



TRIAL MOUNTAIN BIKE BMX/FREE FOLDING TREKKING E-BIKE

105

ENJOY | RECREATIONAL | HI.TEN

5 TO 7 YEARS



SPECS

1 speed / 20"



BMX Hi.Ten. Size 9"



BMX Hi.Ten W100mm



Aluminium V-Brakes. L100mm.



BMX 20"x2.125





4 TO 6 YEARS

ENJOY | RECREATIONAL | ALLOY

SPECS

1 speed / 18"

-  Alloy 7005, Size 9"
-  BMX Hi.Ten W100mm
-  Aluminium V-Brakes. 55mm pads.
-  BMX 18"x2.125



E-BIKE
TREKKING
FOLDING
CITY
KIDS
BMX/FREE
MOUNTAIN BIKE
TRIAL

103

ENJOY | RECREATIONAL | ALLOY

3 TO 5 YEARS



SPECS

1 speed / 16"



Alloy 7005. Size 9"



Hi.Ten W100mm



Aluminium V-Brakes. 55mm pads



BMX 16"x2.125



E-BIKE
TREKKING
FOLDING
CITY
KIDS
BMX/FREE
MOUNTAIN BIKE
TRIAL



2 TO 3 YEARS

ENJOY | RECREATIONAL | HI.TEN

SPECS 1 speed / 12"

-  BMX Hi.Ten. Size 8"
-  Hi.Ten W100mm
-  V-Brakes. L98mm, 50mm pads.
-  BMX 12"-1/2x2-1/4"



E-BIKE
TREKKING
FOLDING
CITY
KIDS
BMW/FREE
MOUNTAIN BIKE
TRIAL

CITY 3

ENJOY | RECREATIONAL | HI.TEN

7 TO 9 YEARS



SPECS

6 speed / 24"



Hi.Ten. Size 12"



Hi.Ten W100mm



Aluminium V-Brakes. 55mm pads



24"x1.75, Old style





CITY 2

5 TO 7 YEARS

ENJOY | RECREATIONAL | HI.TEN

SPECS

1 speed / 20"

-  Hi.Ten. Size 9"
-  Hi.Ten W100mm
-  Aluminium V-Brakes. 55mm pads
-  20"x1.75, Old style



E-BIKE
TREKKING
FOLDING
CITY
KIDS
BMW/FREE
MOUNTAIN BIKE
TRIAL

CITY 1

ENJOY | RECREATIONAL | HI.TEN

3 TO 5 YEARS



SPECS

1 speed / 16"



Hi.Ten. Size 9"



Hi.Ten W100mm



Aluminium V-Brakes. 55mm pads



16"x1.75, Old style





202 PUSHBIKE

1,5 TO 3 YEARS

ENJOY | RECREATIONAL | ALLOY

SPECS

14"

-  Alloy. Tig plus
-  Alloy, W100mm. 1" fork stem
-  Hi.Ten front caliper
-  BikeTrial type 14"x2.4



E-BIKE
TREKKING
FOLDING
CITY
KIDS
BMW/FREE
MOUNTAIN BIKE
TRIAL

SPECS/GEOMETRY - KIDS



	KY8 - 13"	KY8 - 16"	KY7	KY5
Cuadro/Frame/Cadre	26" Monty. Aluminium 7005. Size 13"	26" Monty. Aluminium 7005. Size 16"	24" Monty. Aluminium 7005. Size 12"	20" Monty. Aluminium 7005. Size 10"
Horquilla/Fork/Fourche	HL 420E, W100mm. Alloy crown, Travel: 50mm	HL 420E, W100mm. Alloy crown, Travel: 50mm	HL 420E, W100mm. Alloy crown, Travel: 40mm	HL 327E, W100mm. Suspension
Dirección/Head set/Jeux Direction	Ahead 1-1/8", 5mm spacer	Ahead 1-1/8", 5mm spacer	Ahead 1-1/8", 5mm spacer	Ahead 1-1/8", 2x5mm spacers
Potencia/Stem/Potence	Alloy, 28,6mm, L75mm, Barbore 25.4mm, 15°	Alloy, 28,6mm, L75mm, Barbore 25.4mm, 15°	Alloy, 28,6mm, L75mm, Barbore 25.4mm, 15°	Alloy, 28,6mm, L60mm, Barbore 25.4mm, 15°
Manillar/Handlebar/Guidon	Steel, L600mm, Rise 30mm, Backsweep 6°, 25.4mm	Steel, L600mm, Rise 30mm, Backsweep 6°, 25.4mm	Steel, L600mm, Rise 30mm, Backsweep 6°, 25.4mm	Steel, L540mm, Rise 40mm, 25.4mm
Pedalier/Bottom Bracket/Pédalier	W68mm, L116mm, Cartridge	W68mm, L116mm, Cartridge	W68mm, L116mm, Cartridge	W68mm, 1.37x24T BSA, 5pcs
Bielas/Crank set/Manivelles	42x34x24T, Alloy L152mm, 9/16"	42x34x24T, Alloy L170mm, 9/16"	42x34x24T, Alloy L152mm, 9/16"	36T, L140mm, 1/2x3/32", Chainguard
Piñón/Freewheel/Roue Libre	SHIMANO Tz21, 14-28T, 7speed, Index	SHIMANO Tz21, 14-28T, 7speed, Index	SHIMANO Tz21, 14-28T, 7speed, Index	SHIMANO Tz20, 14-28T, 6speed, Index
Cambio/Rear derailleur/Dérailleur arrière	SHIMANO Tx35, 7speed, Direct Attach	SHIMANO Tx35, 7speed, Direct Attach	SHIMANO Tx35, 7speed, Direct Attach	SHIMANO Ty21, 6speed, Red Tension
Mandos/Shifters/Levier de Vitesses	SHIMANO Ef41, 3x10speed, EZ Fire Plus	SHIMANO Ef41, 3x10speed, EZ Fire Plus	SHIMANO Ef41, 3x10speed, EZ Fire Plus	SHIMANO RS35, 6speed, Revoshift
Frenos/Brakes/Freins	Aluminium V-Brakes. 55mm pads	Aluminium V-Brakes. 55mm pads	Aluminium V-Brakes. 55mm pads	Aluminium V-Brakes, L100mm
Llantas/rims/Jants	Aluminium. 26"x1.50-1.75, 14Gx36H, A/V	Aluminium. 26"x1.50-1.75, 14Gx36H, A/V	Aluminium. 24"x1.50-1.75, 14Gx36H, A/V	Aluminium. 20"x1.75, 14Gx36H, A/V
Neumáticos/Tires/Pneus	26"x1,95	26"x1,95	24"x1,95	20"x2.0

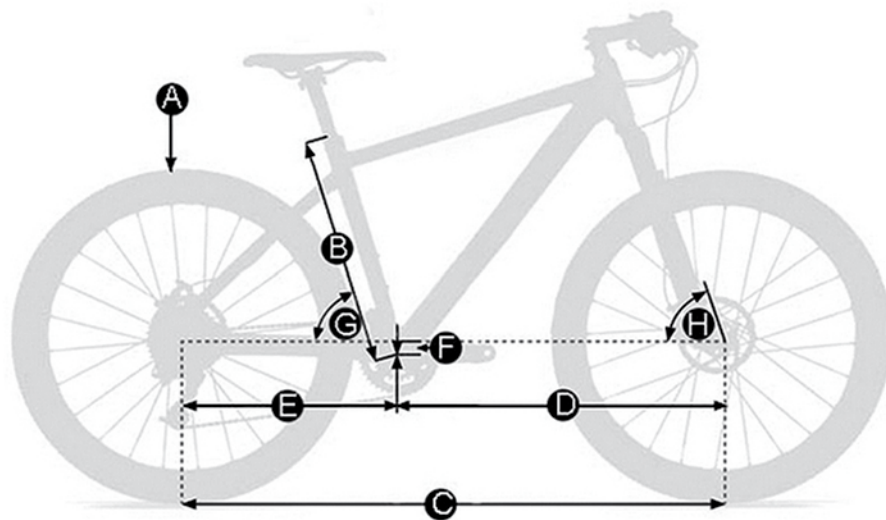
	105	104	103	102
Cuadro/Frame/Cadre	20" Monty BMX Hi-Ten Size 9"	18" Monty Alloy 7005 Size 10"	16" Monty Alloy 7005 Size 9"	12" Monty Hi-Ten Size 8", V-Brake
Horquilla/Fork/Fourche	20" Monty BMX Hi-Ten W100mm	Hi-Ten W100mm	Hi-Ten W100mm	12" Unicrown, Hi-Ten W100mm, V-brake
Dirección/Head set/Jeux Direction	1" Threaded, Steel	1" Threaded, Steel	1" Threaded, Steel	1" Threaded, Steel
Potencia/Stem/Potence	Alloy cap, 22.2mm, Foam Protector	Steel 22.2mm, L40mm, 25°, Foam Protector	Steel 22.2mm, L50mm, 25°, Foam Protector	Steel 22.2mm, L60mm, 25°, Foam Protector
Manillar/Handlebar/Guidon	Steel, L530mm, H120mm, Foam Protector	Steel, L520mm, H120mm, Foam Protector	Steel, L500mm, H60mm, Foam Protector	Steel, L460mm, H120mm, Foam Protector
Pedalier/Bottom Bracket/Pédalier	5/16", 9pcs, Ball Bearings	5/16", 9pcs, Ball Bearings	5/16", 9pcs, Ball Bearings	5/16", 9pcs, Ball Bearings
Bielas/Crank set/Manivelles	26T, OPC 1/2x1/8", L140mm	32T, OPC 1/2x1/8", L114mm	32T, OPC 1/2x1/8", L102mm	28T, OPC 1/2x1/8", L90mm
Piñón/Freewheel/Roue Libre	16T, 1/2x1/8"	16T, 1/2x1/8"	16T, 1/2x1/8"	16T, 1/2x1/8"
Frenos/Brakes/Freins	Aluminium V-Brakes. 55mm pads	Aluminium V-Brakes. 55mm pads	Aluminium V-Brakes. 55mm pads	V-Brakes, L98mm, 50mm pads
Llantas/rims/Jants	Aluminium 20"x1.50-1.75, 14Gx32H, A/V	Aluminium 18"x1.75, 14Gx28H, A/V	Aluminium 16"x1.75, 14Gx28H, A/V	Aluminium 12" - 14Gx16H, A/V
Neumáticos/Tires/Pneus	BMX 20"x2.125	BMX 18"x2.125	BMX 16"x2.125	BMX 12"- 1/2x2-1/4"

SPECS/GEOMETRY

KIDS - SPECS/GEOMETRY



	CITY3	CITY2	CITY1	202 PUSH BIKE
Cuadro/Frame/Cadre	24" Monty Hi-Ten Size 12"	20" Monty Hi-Ten Size 9"	16" Monty Hi-Ten Size 9"	14" Alloy Monty Design. Tig plus.
Horquilla/Fork/Fourche	Hi-Ten W100mm	Hi-Ten W100mm	Hi-Ten W100mm	14" Alloy, W100mm. Tig Plus. 1" fork stem
Dirección/Head set/Jeux Direction	1" Threaded, Steel	1" Threaded, Steel	1" Threaded, Steel	Ahead 1", Sealed bearings
Potencia/Stem/Potence	Steel 25.4mm, L50mm, Rise30mm	Steel 25.4mm, L50mm, Rise 30°	Steel 25.4mm, L50mm, Rise 25°	Alloy, 25.4mm, L40mm, 27°, H39mm
Manillar/Handlebar/Guidon	Steel, L540mm, H50mm, 30°	Steel, L480mm, H50mm, 10°	Steel, L480mm, H50mm, 10°	Alloy, L400mm, backsweep 6°, Rise 30mm
Pedalier/Bottom Bracket/Pédalier	Steel, 34mm, 5pcs, CrMo axle	Steel, 35/16" x 9pcs, Ball bearings	Steel, 35/16" x 9pcs, Ball bearings	-
Bielas/Crank set/Manivelles	36Tx 3/32", Crank Alloy L152 mm, Chainprotector	32T -1/2"x1/8", OPC 1/2"x 140mm, Chainprotector	32T -1/2"x1/8", OPC 1/2"x 102mm, Chainprotector	-
Piñón/Freewheel/Roue Libre	Shimano TZ20 , 14-28T, 6speed	1/2" x 1/8"x 16T	1/2" x 1/8"x 16T	-
Cambio/Rear Derailleur/Dérailleur arrière	Shimano TX35, 6 speed, Direct attach	-	-	-
Mandos/Shifters/Levie de Vitesses	Shimano RS-35-R6, Revoshift 6speed	-	-	-
Frenos/Brakes/Freins	Aluminium V-Brakes. 55mm pads	Aluminium V-Brakes. 55mm pads	Aluminium V-Brakes. 55mm pads	Hi-Ten front caliper
Llantas/rims/Jants	Aluminium 24" x 1.75x14Gx 36H , A/V, Safety line	Aluminium 20" x 1.75x14Gx 28H , A/V, Safety line	Aluminium 16 x 1.75x14Gx 28H , A/V, Safety line	Aluminium 14"x1.5, 14Gx20H, A/V
Neumáticos/Tires/Pneus	Kenda K841, 24"x1.75, Old style	Kenda K841, 20"x1.75, Old style	Kenda K841, 16"x1.75, Old style	Biketrial Type 14"x2.4
Accesorios/Accessories/Accessories	-	-	-	Optional kit: Kickstand+bell+pegs



GEOMETRY	A	B	C	D	E	F	G	H
KY8 -13"	26"	330	1010	590	425	-55	73°	71°
KY8 - 16"	26"	406	1010	590	425	-55	73°	71°
KY7	24"	305	983	575	410	-35	73°	71°
KY5	20"	254	845	491	355	-10	71°	73°
105	20"	239	855	330	355	-15	71°	72,5°
104	18"	254	809	480	330	-25	73°	71°
103	16"	230	720	432	290	-35	73°	71°
102	12"	203	622	380	242	20	69°	71,5°
CITY 3	24"	305	960	562	400	-35	74°	72°
CITY 2	20"	254	851	491	360	-10	74°	72°
CITY 1	16"	230	760	431	330	-25	74°	72°
202 PUSH BIKE	14"	-	640	315	325	-	75°	71°

SPECS / GEOMETRY

E-BIKE TREKKING FOLDING CITY KIDS BMX/FREE MOUNTAIN BIKE TRIAL



CITY

COMODIDAD | DISFRUTE | FACILIDAD...

COMFORT | ENJOYMENT | EASINESS...

CONFORT | PLAISIR | FACILITÉ...

KOMFORT | GENUß | LEICHTIGKEIT...

FIXIE

COMFORT | URBAN | EASY

SPECS

1 speed / 700C



Hi.Ten 21", Road type



Racing fork, W100mm



Alloy Caliper



700x25C, 30 TPI



GREY VERSION



BLACK VERSION

Esta bicicleta monta piñón fijo,
PRECAUCIÓN AL FRENAR

This is a fixed-gear bicycle,
CAUTION WHEN BRAKING

Ce vélo fonctionne en pignon fixe,
ATTENTION EN FREINANT





Dies ist ein Fixed-Gear Fahrrad,
VORSICHT BEIM BREMSSEN

CITY VINTAGE

COMFORT | RECREATIONAL | ENJOY

SPECS

6 speed / 700C

-  Hi.Ten + CrMo S/T
-  Hi.Ten, 1" thread, W100mm
-  Shimano Ty21, 6 speed
-  V-Brakes, Aluminium



BC1 BEACH CRUISER

COMFORT | RECREATIONAL | ENJOY

SPECS

7 speed / 26"



Hi.Ten, Woman's style



Hi.Ten, 1", W100mm



Shimano RD-TX351, 7 speed



V-Brakes, Aluminium pads



BEACH CRUISER BC2

COMFORT | RECREATIONAL | ENJOY

SPECS

7 speed / 26"

-  Hi.Ten, Man's style
-  Hi.Ten, 1", W100mm
-  Shimano RD-TX351, 7 speed
-  V-Brakes, Aluminium



CITY 6

COMFORT | RECREATIONAL | ALLOY

SPECS

7 speed / 26"x1-3/8"



Alloy 7005, Easy access concept



Hi.Ten, 1", W100mm



Shimano RD-TZ50, 7 speed



Alloy V-Brakes, Alloy brake lever



CITY 5

COMFORT | RECREATIONAL | ENJOY

SPECS

6 speed / 26"x1-3/8"



Hi.Ten, Easy access concept



Hi.Ten, 1" , W100mm



Shimano RD-TZ50, 6 speed



Alloy V-Brakes, Alloy brake lever



CITY 4

COMFORT | RECREATIONAL | ENJOY

SPECS

1 speed / 26"x1-3/8"



Hi.Ten, Easy access concept



Hi.Ten, 1" , W100mm



Alloy V-Brakes, Alloy brake lever



City comfort 26"x1-3/8x2.215



TRICYCLE 608

COMFORT | RECREATIONAL | ENJOY

SPECS

7 speed

20"



Alloy 7005-7000 Series, Easy access



Hi.Ten, 1"-1/8 , Oval blades



Shimano ft-30, 7 speed



Alloy. Front V-Brake, Rear drum brake.



SPECS/GEOMETRY - CITY



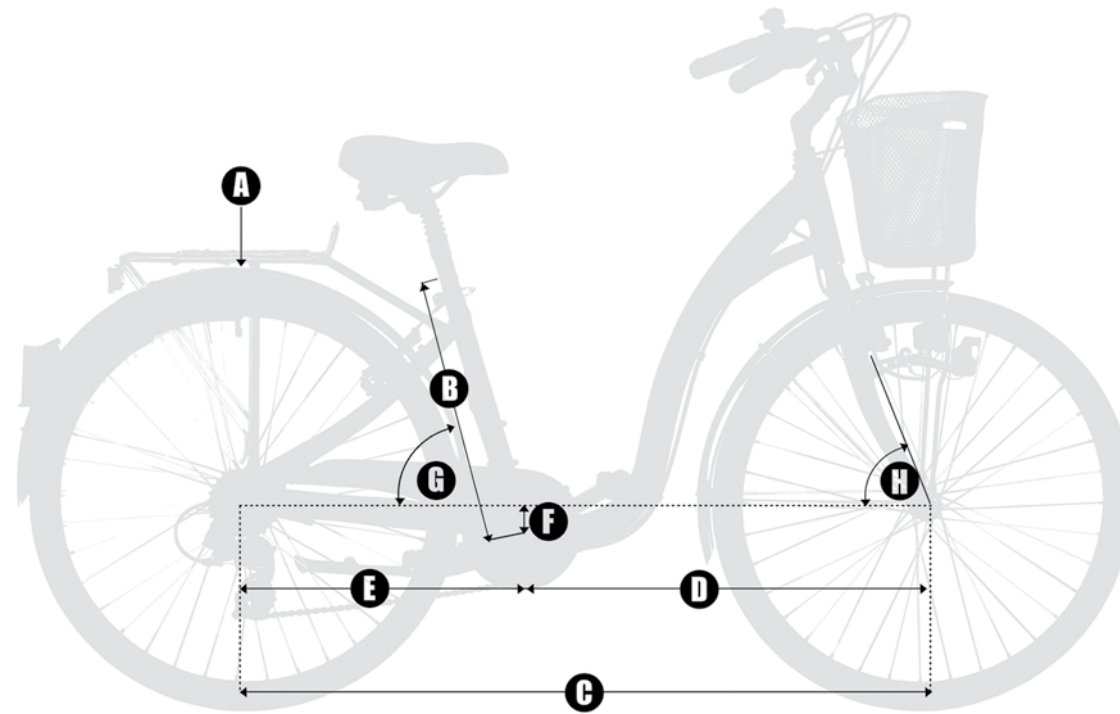
	FIXIE	CITY VINTAGE	BEACH CRUISER 1	BEACH CRUISER 2
Cuadro/Frame/Cadre	700C Hi-Ten 21", Road type	700C Hi-Ten + CrMo S/T, Man's style	26" Hi-Ten, Woman's style	26" Hi-Ten, Man's style
Horquilla/Fork/Fourche	Racing Fork 700C, W100mm	700C Hi-Ten, 1" thread, W100mm	Hi-Ten, 1", W100mm	Hi-Ten, 1", W100mm
Dirección/Head set/Jeux Direction	Hi-Ten CH-664B, 1"	CH-801W Steel CP, 1", 35H	CH-903W STEEL CP, 1-1/8"	CH-903W STEEL CP, 1-1/8"
Potencia/Stem/Potence	Alloy, Barbore 25,4mm, L90mm, -10°	Aluminium L 40mm RISE: 30°	Aluminium L 85mm RISE: 30°	Aluminium L 85mm RISE: 30°
Manillar/Handlebar/Guidon	Alloy 25.4x L620mm, RISE: 6°, H18mm	Hi-Ten 25,4 x L610mm, H66mm	Hi-Ten 25,4 x L700mm	Hi-Ten 25,4 x L700mm
Pedalier/Bottom Bracket/Pédalier	Cotterless W68-L103mm, Cartridge	UCP , 68x34mm, 5PCS	UCP 5/16" x 9PCS	UCP 5/16" x 9PCS
Bielas/Crank set/Manivelles	Alloy L170mm, 46T, 1/2x1/8"	Steel, 3/32"x36T, L170mm	OPC 44T, L170mm, 1/2"x3/32"	OPC 44T, L170mm, 1/2"x3/32"
Piñón/Freewheel/Roue Libre	18T Track cog (double thread hub)	Shimano TZ20 14-28T, 6speed	Shimano TZ21 14-28T, 7 speed	Shimano TZ21 14-28T, 7 speed
Cambio/Rear derailleur/Dérailleur arrière	-	Shimano TY21, 6 speed	Shimano RD-TX35, 7 speed	Shimano RD-TX35, 7 speed
Mandos/Shifters/Levier de Vitesses	-	Shimano Revoshift 6R	Shimano Revoshift 7R	Shimano Revoshift 7R
Frenos/Brakes/Freins	PROMAX, Alloy Caliper	V-BRAKES, Aluminium	V-BRAKES, Maneta Aluminium	V-BRAKES, Maneta Aluminium
Llantas/rims/Jants	Alloy 700C Double Wall, 14G x32H	Alloy 700Cx1.5x14Gx 36H	Aluminium 26"x1.50, 14G, 36H	Aluminium 26"x1.50, 14G, 36H
Neumáticos/Tires/Pneus	KENDA 700x25C, 30TPI	700x38C, Old style	Cruiser 26"x2.125	Cruiser 26"x2.125

	CITY 6	CITY 5	CITY 4	TRICYCLE 608
Cuadro/Frame/Cadre	26"x1-3/8, Alloy 7005, Easy Access Concept	26"x1-3/8, Hi-Ten, Easy Access Concept	26"x1-3/8, Hi-Ten, Easy Access Concept	Monty Aluminium 7005-7000Series. Easy Access
Horquilla/Fork/Fourche	Hi-Ten, 1", W100mm	Hi-Ten, 1", W100mm	Hi-Ten, 1", W100mm	Monty. 20", Hi-Ten. 1"-1/8. Oval blades
Dirección/Head set/Jeux Direction	Steel, Dia.22,2/30/27mm 35H	Steel, Dia.22,2/30/27mm 35H	Steel, Dia.22,2/30/27mm 35H	Threaded type. 1-1/8"
Potencia/Stem/Potence	Aluminium L40mm RISE: 30°	Aluminium L40mm RISE: 30°	Aluminium L40mm RISE: 30°	Hi-Ten L600mm. Dia.25.4
Manillar/Handlebar/Guidon	Aluminium, 25,4 x L640mm	Hi-Ten 25,4 x L610mm, H66mm	Hi-Ten 25,4 x L610mm, H66mm	Alloy, L600mm with basket, Dia.25.4
Pedalier/Bottom Bracket/Pédalier	1.37"X24TPI, 6pcs, Steel	UCP 5/16" x 5PCS	1.37"x24T- 6PCS	-
Bielas/Crank set/Manivelles	36T, 1/2"x3/32", Alloy L170mm	36T, L170mm, 1/2"x3/32"	36T, L170mm, 1/2"x1/8", Cotterless	Steel OPC 1/2"x1/32" - 32T
Piñón/Freewheel/Roue Libre	Shimano TZ21, 14-28T, 7 speed	Shimano TZ20 14-28T, 6 speed	18T Track cog	SHIMANO 7speed
Cambio/Rear derailleur/Dérailleur arrière	Shimano RD-TZ50, 7 speed	Shimano RD-TZ50, 6 speed	-	SHIMANO FT-30 7 speed
Mandos/Shifters/Levier de Vitesses	Shimano Revoshift 7R	Shimano Revoshift 6R	-	SHIMANO Revoshift 7speed
Frenos/Brakes/Freins	Alloy V-Brake, 100% Alloy Brake lever	Alloy V-Brake, 100% Alloy Brake lever	Alloy V-Brake, 100% Alloy Brake lever	Aluminium. Front: V-brake. Rear: drum brake. Adjustable
Llantas/rims/Jants	Aluminium 26"x1-3/8x14Gx 36H, A/V	Aluminium 26"x1-3/8x14Gx 36H, A/V	Alloy 26"x1-3/8x14Gx 36H, A/V	Aluminium. 20"x1.50, Spokes14G x 36H
Neumáticos/Tires/Pneus	City Comfort 26"x1-3/8x2.125	City Comfort 26"x1-3/8x2.125	City Comfort 26"x1-3/8x2.125	KENDA K123 20"x1.75. A/V tubes
Accesorios/Accessories/Accessoires	-	-	-	Front: 37x30x20cm basket, Max. Load: 25Kg Rear: 58x40x25, Max. Load: 40Kg Sizes: 153x66x102cm

SPECS / GEOMETRY

E-BIKE
TREKKING
FOLDING
CITY
KIDS
BMX/FREE
MOUNTAIN BIKE
TRIAL

CITY - SPECS/GEOMETRY



GEOMETRY	A	B	C	D	E	F	G	H
FIXIE - Grey Version	700C	571	1010	615	405	-65	72,5°	75,5°
FIXIE - Black Version	700C	533	1010	615	405	-65	73°	75°
CITY VINTAGE	700C	406	1072	635	445	-66	74°	71°
BEACH CRUISER 1	26"	384	1172	649	540	-48	67°	67°
BEACH CRUISER 2	26"	425	1195	659	540	-48	67°	67°
CITY 6	26"x1-3/8	381	1060	625	438	-45	73,5°	73°
CITY 5	26"x1-3/8	381	1060	625	438	-45	73,5°	74°
CITY 4	26"x1-3/8	381	1060	625	438	-45	73,5°	75°
TRICYCLE 608	20"	330	1040	608	432	-8	70,5°	72°

SPECS / GEOMETRY

E-BIKE
TREKKING
FOLDING
CITY
KIDS
BMW/FREE
MOUNTAIN BIKE
TRIAL



FOLDING

COMPACTA, LIGERA, ESTABLE...

COMPACT, LIGHT, STABLE...

COMPACT, LÉGER ET STABLE...

KOMPAKT, LEICHT, STABIL...



SOURCE

LIGHT | ENJOY | ALLOY

SPECS

6 speed / 20"

-  20" Alloy 6061 Monty Folding
-  20" Hi-Ten
-  6 speed
-  Alloy, adjustable screw



FUSION

LIGHT | STABLE | ALLOY

SPECS

7 speed / 20"

-  20" Alloy 6061 Monty Folding
-  20" Hi-Ten
-  7 speed
-  Alloy, adjustable screw



PULSE

COMPACT | LIGHT | FAST

SPECS

9 speed / 20"

-  20" Alloy 6061 Monty Folding
-  20" Alloy
-  9 speed
-  Alloy mini V-Brake 80mm



SPECS/GEOMETRY - FOLDING



E-BIKE

TRKING

FOLDING

CITY

KIDS

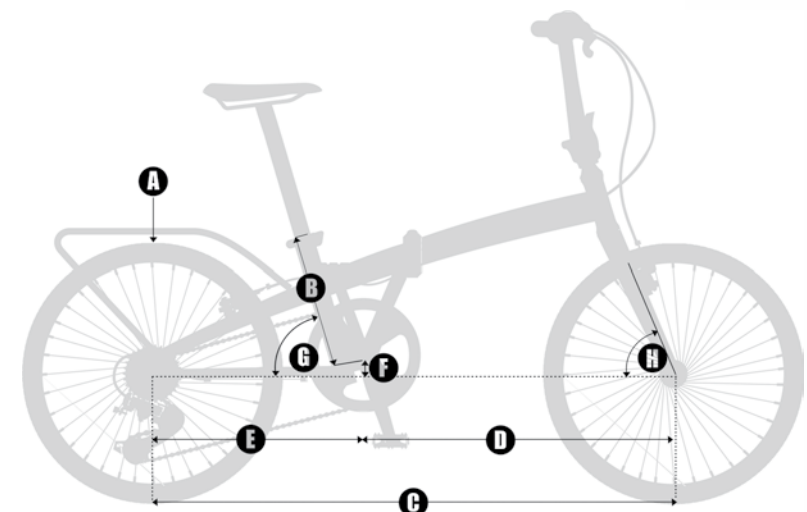
BMX/FREE

MOUNTAIN BIKE

TRIAL

	SOURCE	FUSION	PULSE
Cuadro/Frame/Cadre	20" Alloy 6061 Monty Folding	20" Alloy 6061 Monty Folding	20" Alloy 6061 Monty Folding
Horquilla/Fork/Fourche	20" Hi-Ten	20" Hi-Ten	20" Alloy
Dirección/Head set/Jeux Direction	Alloy / PVC	Alloy / PVC	Alloy / PVC
Potencia/Stem/Potence	Alloy. Monty L: 350mm	Alloy. Monty L: 350mm	Alloy. Monty L: 350mm
Manillar/Handlebar/Guidon	Hi-Ten L580mm	Hi-Ten L580mm	Alloy L580mm
Pedalier/Bottom Bracket/Pédalier	Thread 1,37X24T	Thread 1,37X24T	Alloy 13Gx24H, 3/8" Axle, 130mm
Bielas/Crank set/Manivelles	Hi-Ten L170mm 52T w/chain protector	Hi-Ten L170mm 52T w/chain protector	Hi-Ten L170mm 52T
Piñón/Freewheel/Roue Libre	Freewheel 6 speed 14-28T	Freewheel 7 speed 14-28T	Freewheel 9 speed
Cambio/Rear Derailleur/Dérailleur arrière	6 speed	7 speed	9 speed
Mandos/Shifters/Levie de Vitesses	Revoshift 6 speed	Revoshift 7 speed	Thumb Shifter 9 speed
Frenos/Brakes/Freins	Alloy 3-4 dedos c/adjustable screw	Alloy 3-4 dedos c/adjustable screw	Alloy miny V-Brake 80mm
Llantas/rims/Jants	Alloy 20"x1,5 single wall	Alloy 20"x1,5 single wall w/CNC sides	Alloy 20"x1.25 Double wall 25mm w/CNC side F/24H R/28H
Neumáticos/Tires/Pneus	20"x1,75 brown side	20"x1,50	20"x1,25

GEOMETRY	A	B	C	D	E	F	G	H
SOURCE	20"	304	981	590	395	40	73°	72°
FUSION	20"	304	981	590	395	40	73°	72°
PULSE	20"	275	1007	600	410	40	73°	73°



TREKKING

ERGONÓMICA | MODERNA | POLIVALENTE...

ERGONOMIC | MODERN | VERSATILE...

ERGONOMIQUE | MODERNE | POLYVALENT...

ERGONOMISCH | MODERN | BEWEGLICH...



TK 7

VERSATILE | ENJOY | MODERN

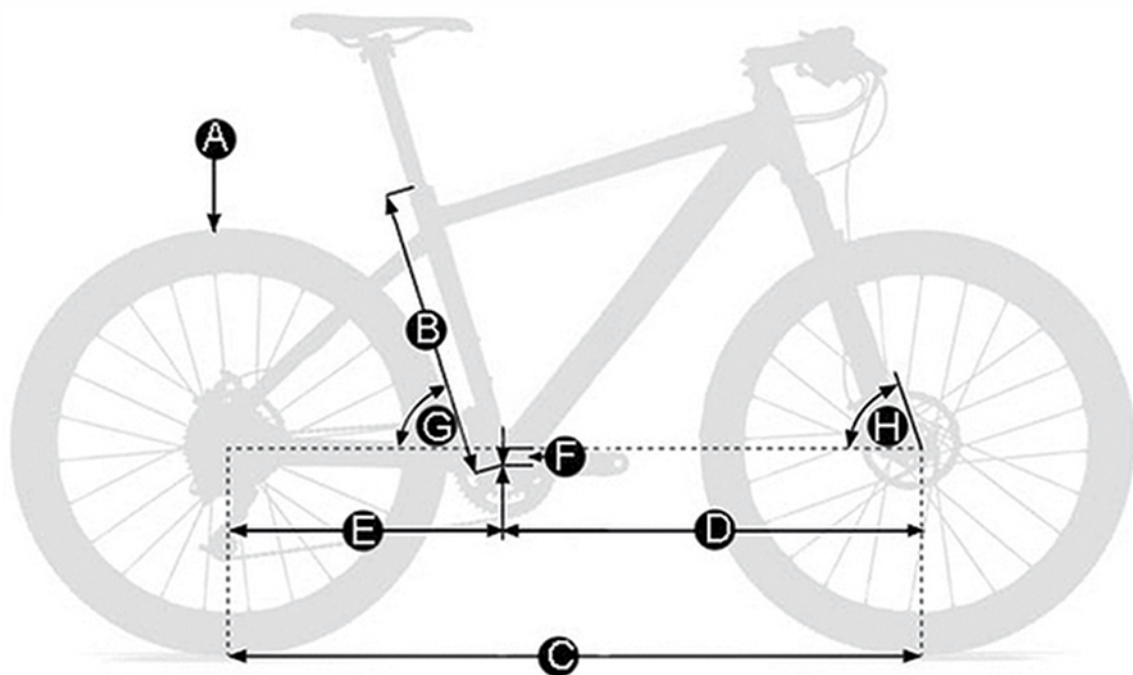
SPECS

24 speed / 700c

-  Alloy, Unisex type
-  Travel 60mm, W100mm
-  Shimano TX35, 8 speed, Index
-  Tektro hydraulic disc 160mm
-  S, M, L



TREKKING - SPECS/GEOMETRY



	TK7
Cuadro/Frame/Cadre	700C, Alloy, Unisex type
Horquilla/Fork/Fourche	700C, Travel 60mm, W100mm
Dirección/Head set/Jeux Direction	Semi-integrated 1-1/8", Ahead, 12H
Potencia/Stem/Potence	Alloy, L105mm, Adjustable 0-60°
Manillar/Handlebar/Guidon	Alloy, 31,8mm, L660mm, Rise 20mm
Pedalier/Bottom Bracket/Pédalier	BSA 1.37"x24T
Bielas/Crank set/Manivelles	48-38-28T, L170mm, Cotterless
Piñón/Freewheel/Roue Libre	Shimano Cassette 11-32T, 8 speed
Cambio/Rear Derailleur/Dérailleur arrière	Shimano TX-35, 8speed, Index
Mandos/Shifters/Levie de Vitesses	Shimano EF40-8R, Thumb shifter
Frenos/Brakes/Freins	Tektro hydraulic disc 160mm
Llantas/rims/Jants	Alloy 700C, Double wall, 32H, A/V
Neumáticos/Tires/Pneus	Trekking 700Cx35C

GEOMETRY	A	B	C	D	E	F	G	H
TK7 - 17"	700C	432	1073	635	445	-60	73°	70°
TK7 - 19"	700C	483	1097	659	445	-60	73°	70°
TK7 - 21"	700C	553	1117	679	445	-59	73°	70°



E-BIKE

EFICIENCIA SIN ESFUERZO...

EFFICIENCY WITH NO EFFORT...

EFFICACITÉ SANS EFFORT...

WIRTSCHAFTLICH OHNE KRAFTAUFWAND...

E50

EFFORTLESS | ENJOY | ALLOY

SPECS

7 speed / 700c

-  Alloy 6061. Easy access
-  RTS suspension, alloy, travel 40mm
-  Shimano Nexus, 7 speed
-  Front: alloy V-Brake, Rear: roller brake
-  Brushless. 250w. Max speed 25Km/h
-  Lithium. 36V-9Ah, Panasonic Cells
-  ~25/40Km*



* Prueba de autonomía realizada en circuito cerrado

* Range test realized on closed circuit

* Test d'autonomie réalisé sur circuit fermé

* Eine selbstständige Prüfung findet auf einem abgesperrtem Gelände statt

E49

EFFORTLESS | ENJOY | ALLOY

SPECS

7 speed / 700c

-  Alloy 6061. Easy access
-  RTS suspension, alloy, travel 40mm
-  Shimano Nexus, 7 speed
-  Alloy V-Brake
-  Brushless. 250w. Max speed 25Km/h
-  Lithium. 36V-9Ah, Panasonic Cells
-  ~25/40Km*



* Prueba de autonomía realizada en circuito cerrado

* Range test realized on closed circuit

* Test d'autonomie réalisé sur circuit fermé





* Eine selbstständige Prüfung findet auf einem abgesperrtem Gelände statt

ELEGANCE

EFFORTLESS | ENJOY | ALLOY

SPECS

7 speed / 26"

-  Alloy 6061
-  RST suspension, magnesium
-  Shimano TX55, 14-28T, 7 speed
-  Mechanical Disc Brake Front, V-Brake Alloy rear
-  Brushless. 250w. Max speed 25Km/h
-  Lithium. 36V-11Ah, Samsung Cells
-  ~25/40Km*



- * Prueba de autonomía realizada en circuito cerrado
- * Range test realized on closed circuit
- * Test d'autonomie réalisé sur circuit fermé
- * Eine selbstständige Prüfung findet auf einem abgesperrtem Gelände statt

E45

EFFORTLESS | ENJOY | ALLOY

SPECS

7 speed / 26"

-  Alloy 6061
-  HL-140 with suspension
-  Shimano 14-28T, 7 speed
-  Alloy V-Brake
-  Brushless. 250w. Max speed 25Km/h
-  Lithium. 36V-9Ah, Panasonic Cells
-  ~25/40Km*



* Prueba de autonomía realizada en circuito cerrado

* Range test realized on closed circuit

* Test d'autonomie réalisé sur circuit fermé





* Eine selbstständige Prüfung findet auf einem abgesperrtem Gelände statt

EF39 FOLDING BIKE

EFFORTLESS | ENJOY | ALLOY

SPECS

7 speed / 20"

-  Alloy. Foldable, Ignition button key
-  Alloy 20"
-  Shimano FT35,14-28T, 7 speed
-  Alloy V-Brake
-  Brushless. 250w. Max speed 25Km/h
-  Lithium. 36V-9Ah, Panasonic Cells
-  ~25/40Km*
-  80x64x36cm



* Prueba de autonomía realizada en circuito cerrado

* Range test realized on closed circuit

* Test d'autonomie réalisé sur circuit fermé

* Eine selbstständige Prüfung findet auf einem abgesperrtem Gelände statt



DPIE 4 E-BIKE

EFFORTLESS | STAND UP | ALLOY

SPECS

2 speed / 6"

-  Alloy 6061
-  Brushless. 350w. Max speed 18Km/h
-  Lithium-Ion. 48V-12Ah, Panasonic Cells
-  ~25/40Km*

Autorizado para uso en
recintos privados solamente

Authorized for use
in private precincts only

Utiliser dans des
enceintes privées seulement

Nicht für den
öffentlichen Verkehr
zugelassen



OPTIONAL ACCESORY. max 25 Kg

- * Prueba de autonomía realizada en circuito cerrado
- * Range test realized on closed circuit
- * Test d'autonomie réalisé sur circuit fermé
- * Eine selbstständige Prüfung findet auf einem abgesperrtem Gelände statt

E-BIKE DPIE 3

EFFORTLESS | STAND UP | ALLOY

SPECS

2 speed / 6"

-  Alloy 6061
-  Brushless. 350w. Max speed 18Km/h
-  Lead Acid. 48V-12Ah
-  ~25/40Km*

Autorizado para uso en recintos privados solamente

Authorized for use in private precincts only

Utiliser dans des enceintes privées seulement

Nicht für den öffentlichen Verkehr zugelassen

OPTIONAL ACCESORIES









- * Prueba de autonomía realizada en circuito cerrado
- * Range test realized on closed circuit
- * Test d'autonomie réalisé sur circuit fermé
- * Eine selbstständige Prüfung findet auf einem abgesperrtem Gelände statt

E132 TRICYCLE E-BIKE

EFFORTLESS | ENJOY | ALLOY

SPECS

7 speed / 20"

-  Alloy 7005-7000 series. Easy access
-  Hi.Ten, 1-1/8". Oval blades
-  Shimano FT-30, 7 speed
-  Alloy, Front V-Brake, rear drum brake. Adjustable
-  Brushless. 250w. Max speed 18Km/h
-  Lithium-Ion. 36V-8,9Ah, Panasonic Cells
-  ~25/40Km*

Autorizado para uso en
recintos privados solamente
Authorized for use
in private precincts only
Utiliser dans des
enceintes privées seulement
Nicht für den
öffentlichen Verkehr
zugelassen



- * Prueba de autonomía realizada en circuito cerrado
- * Range test realized on closed circuit
- * Test d'autonomie réalisé sur circuit fermé
- * Eine selbstständige Prüfung findet auf einem abgesperrtem Gelände statt



SPECS/GEOMETRY - EBIKE



	E50	E49	Elegance	E45
Motor/Engine/Moteur	Brushless. 250w. Max Speed: 25km/h	Brushless. 250w. Max Speed: 25km/h	Brushless. 250w. Max Speed: 25km/h	Brushless. 250w. Max Speed: 25km/h
Bateria/Battery/Batterie	Lithium. 36V-9Ah, PANASONIC cells	Lithium. 36V-9Ah, PANASONIC cells	Lithium. 36V-11Ah, SAMSUNG cells	Lithium. 36V-9Ah. PANASONIC cells
Autonomía/Range/Autonomie	~25/40 km	~25/40 km	~25/40 km	~25/40 km
Carga/Charge/Charge	6-8h	6-8h	4-6h	4-6 Hours
Cuadro/Frame/Cadre	Easy access concept. Aluminium 6061	Easy access concept. Aluminium 6061	Monty design. Aluminium 6061	Monty design. Aluminium 6061
Horquilla/Fork/Fourche	RST suspension, Alloy, Travel 40mm	RST suspension, Alloy. Travel 40mm	RST suspension, Magnesium	Monty. HL-140, 26" with suspension
Dirección/Head set/Jeux Direction	Thread 1-1/8"	1-1/8"	Ahead. 1-1/8"	Ahead. 1-1/8"
Potencia/Stem/Potence	Alloy, adjustable, 110mm, 25,4mm	Alloy, adjustable, 110mm, 25,4mm	Alloy adjustable	Alloy/ Hi-ten
Manillar/Handlebar/Guidon	Alloy, 600mm	Alloy , 600mm	Alloy, 610mm, bar bore 25,4	Alloy 620mm
Bielas/Crank set/Manivelles	Alloy. L170 mm, 38T, with chain cover	Alloy. L170 mm, 38T with chain cover	Alloy. L170 mm, 38T	Alloy. 42T with chain cover
Cambio/Rear derailleur/Dérailleur arrière	Shimano Nexus 7 speed	Shimano Nexus 7 speeds	Shimano TX55, 14-28T, 7 speeds	Shimano, 14-28T, 7 speeds
Frenos/Brakes/Freins	Front: V-Brake. Alloy, Rear: Roller brake	V-Brake. Alloy	Mechanical Disc Brake Front, V-Brake Alloy rear	Alloy V-Brake
Llantas/rims/Jants	Alloy. 700C, 36H, 13G	Alloy. 700C, 36H, 13G	Alloy. 26", Double wall	Alloy. 26"
Neumáticos/Tires/Pneus	700C, 38C, A/V tubes, 60TPI	700C, 38C, A/V tubes, 60TPI	KENDA 26"x 1.75, A/V tubes	26"x 1.75, A/V tubes
Accesorios/Accessories/Accessoires	Light set, kickstand, rear carrier, LCD Display, bell, lock	Light set, kickstand, rear carrier, LCD Display, bell, lock	Light set, kickstand, rear carrier, LCD Display	Front & rear light, rear carrier, kickstand, bell

	EF39	DPIE4	DPIE3	TRICYCLE E132
Motor/Engine/Moteur	Brushless. 250w. Max Speed: 25km/h	Monty Brushless 350W, max. speed 18km/h	Monty Brushless 350W, max. speed 18km/h	Monty Brushless 250W, max. speed 18km/h
Bateria/Battery/Batterie	Lithium. 36V-9Ah, SAMSUNG cells	Lithium-Ion, 48V-12Ah, PANASONIC cells	Lead Acid. 48V-12Ah	Lithium-Ion, 36V-8,9Ah, PANASONIC cells
Autonomía/Range/Autonomie	~25/40 km	~25/40 km	~25/40 km	~25/40 km
Carga/Charge/Charge	4-6h	4-6h	4-6h	4-6h
Cuadro/Frame/Cadre	Alloy 20", Foldable, Ignition button key	Monty design, aluminium 6061	Monty design, aluminium 6061	Monty Aluminium 7005-7000 Series. Easy Access Concept
Horquilla/Fork/Fourche	Alloy 20"	Monty design, aluminium 6061	Monty design, aluminium 6061	Monty. 20", Hi-Ten. 1-1/8". Oval blades
Dirección/Head set/Jeux Direction	Ahead. 1-1/8"	1-1/8"	1-1/8"	Threaded type. 1-1/8"
Potencia/Stem/Potence	Alloy, foldable and extensible	Monty design, Alloy, Foldable	Monty design, Alloy, Foldable	Hi-Ten L600mm. Dia.25.4
Manillar/Handlebar/Guidon	Hi-ten, 580mm	Monty design, Hi-Ten	Monty design, Hi-Ten	Alloy, L600mm with basket, Dia.25.4
Bielas/Crank set/Manivelles	Alloy. L170 mm, 52T with chain cover	Mechanical disc 180mm	Mechanical disc 180mm	Steel OPC 1/2"x1/32" - 32T
Cambio/Rear derailleur/Dérailleur arrière	Shimano FT35, 14-28T , 7 speeds	Low (6km/h) and high (18km/h) speed	Low (6km/h) and high (18km/h) speed	Shimano FT-30 7 speed
Frenos/Brakes/Freins	V-Brake Aluminium	Alloy	Alloy	Alloy. Front: V-brake. Rear: drum brake. Adjustable
Llantas/rims/Jants	Alloy, Double Wall, 20"	Front: 13X5.00-6 Rear: 2.80/2.50-4, A/V tubes	Front: 13X5.00-6 Rear: 2.80/2.50-4, A/V tubes	Alloy. 20"x1.50, Spokes 14G x 36H
Neumáticos/Tires/Pneus	KENDA 20"x 1.50, A/V tubes	Seat, basket, incorporated charger, Q/R engine connector	incorporated charger, Q/R engine connector	KENDA K123 20"x1.75. A/V tubes
Accesorios/Accessories/Accessoires	Light set, kickstand, Display, bell, elastic strap for folding	Optional: Trailer and tire mousse Sizes: 108x64x100cm	Optional: Rear basket, seat , trailer and tire mousse Sizes: 108x64x100cm	Front: 37x30x20cm basket, Max. Load: 25Kg Sizes: 153x66x102cm Rear: 58x40x25, Max. Load: 40Kg

SPECS/GEOMETRY

E-BIKE

TREKKING

FOLDING

CITY

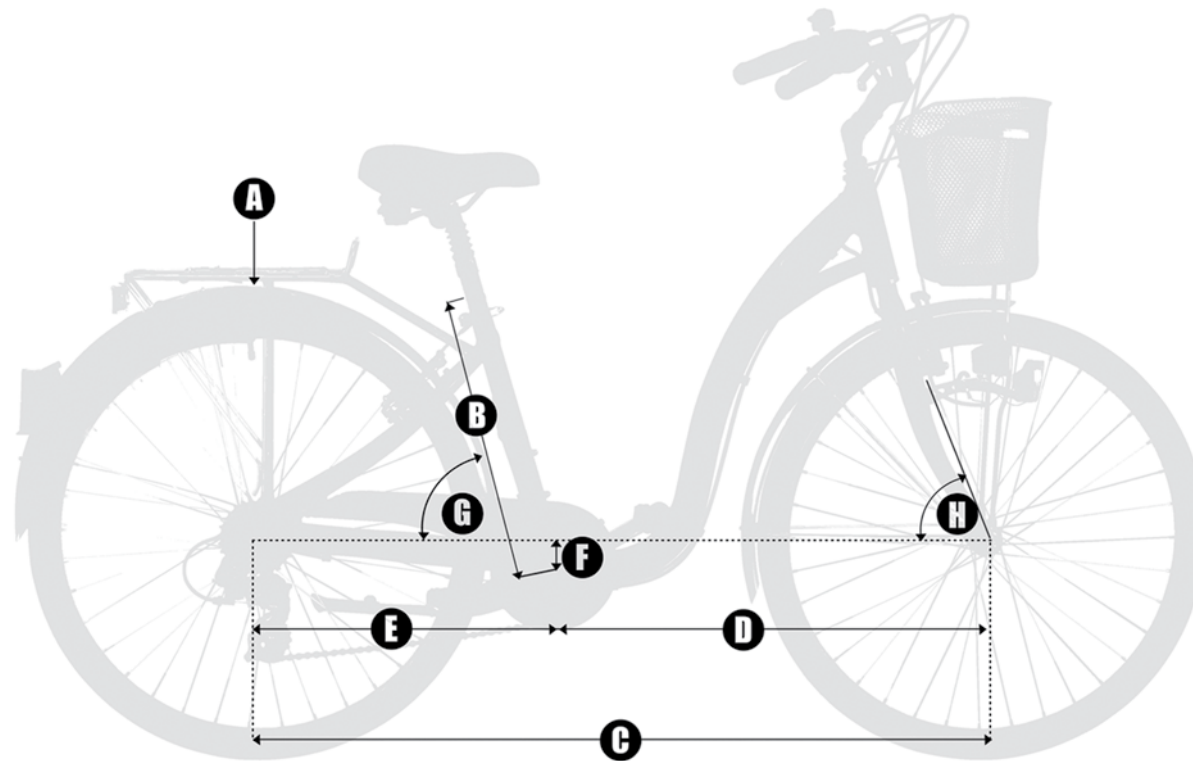
KIDS

BMW/FREE

MOUNTAIN BIKE

TRIAL

EBIKE - SPECS/GEOMETRY



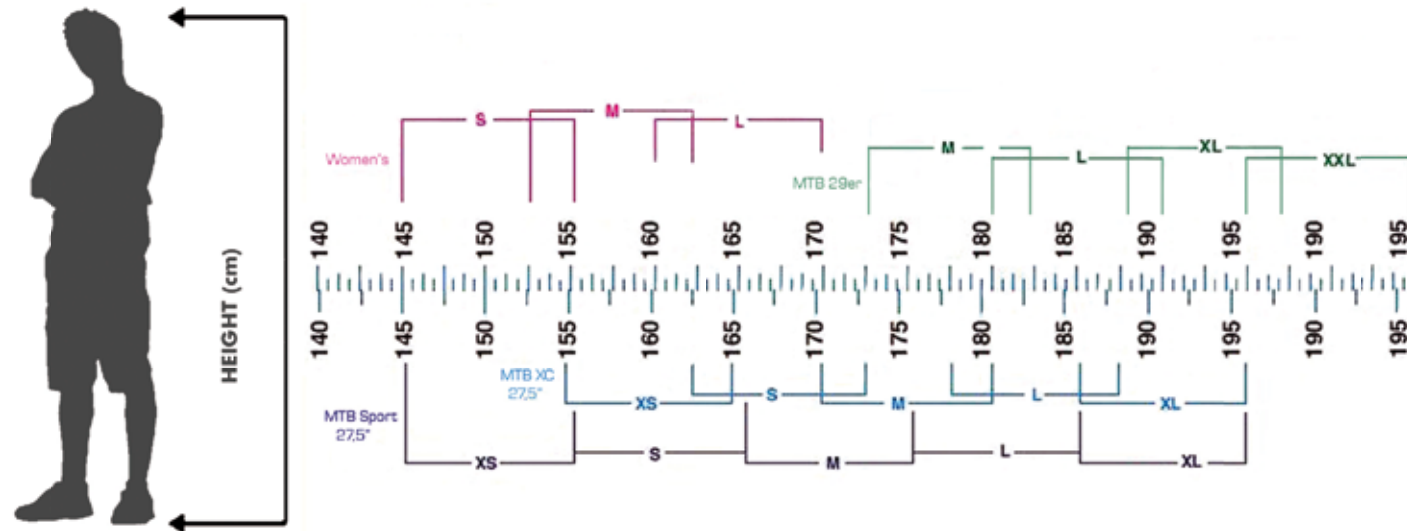
GEOMETRY	E50	E49	ELEGANCE	E45	EF39	TRICYCLE E132
A	700C	700C	26"	26"	20"	20"
B	500	480	420	420	316	330
C	1093	1140	1161	1098	1030	1040
D	645	700	696	652	616	608
E	460	445	475	450	415	432
F	-60	-70	-45	-35	20	-8
G	73°	73°	72°	72°	73°	70,5°
H	70°	71°	68°	71°	70°	72°

SPECIFICATIONS / GEOMETRY


E-BIKE
TREKKING
FOLDING
CITY
KIDS
BMW/FREE
MOUNTAIN BIKE
TRIAL

SIZES

BIKE FRAME SIZE CHART - ADULT

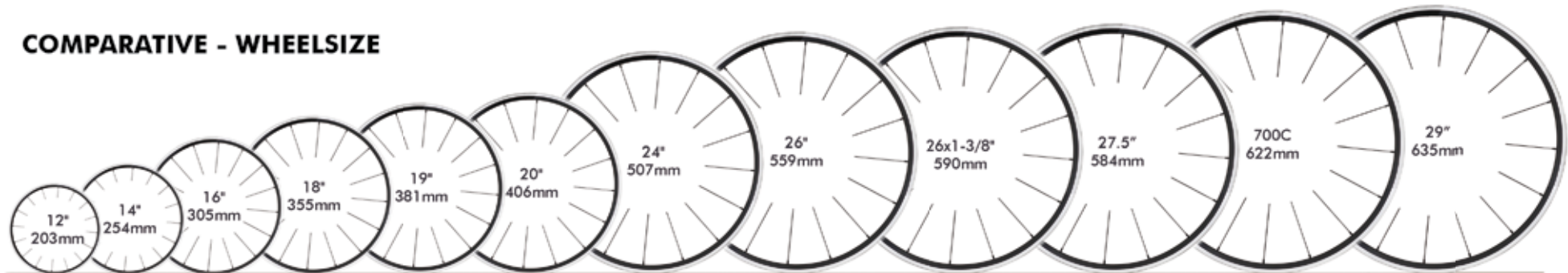


BIKE FRAME SIZE CHART - KIDS



TECHNICAL INFO

COMPARATIVE - WHEELSIZE



ICON MEANING

- Cuadro/Frame/Rahmen/Cadre
- Horquilla/Fork/Gabeln/Fourche
- Cambio/Rear derailleur/Schaltwerk/Dérailleur arrière
- Frenos/Brakes/Bremsen/Freins
- Neumáticos/Tires/Reifen/Pneus
- Motor/Engine/Motor/Moteur
- Batería/Battery/Batterie/Batterie
- Carga/Charge/Eichweite/Charge
- Tallas/Sizes/Größen/Tailles

COMPARATIVE - CONTACT SURFACE (BY WHEEL SIZE)



COMPARATIVE - ATTACK ANGLE (BY WHEEL SIZE)



DEALERS

SEVERAL OF...

HEAD OFFICES

BICICLETAS MONTY
PHONE: (+34) 93 666 71 11
EMAIL: monty@monty.es
WEBSITE: www.monty.es

EMEA

ANDORRA
PHONE: (+34) 93 666 71 11
EMAIL: monty@monty.es
WEBSITE: www.monty.es

AUSTRIA
MONTY AUSTRIA
PHONE: (+43) 20 020 7486
EMAIL: office@bachner-lunz.at
WEBSITE: bachner-lunz.at/

BELGIUM
EXPORT DEPARMENT
PHONE: (+34) 676 83 76 02
EMAIL: export@monty.es
WEBSITE: www.monty.es

CROATIA
U.T.E
PHONE: (+385) 99 7360849
EMAIL: mojca@ute.hr

CZECH REPUBLIC
DRESSLER TRIAL SHOP
PHONE: (+420) 233 335206
EMAIL: josef@dressler.cz
WEBSITE: www.dressler.cz

DENMARK
TRIALACTION
PHONE: (+45) 8665 4034
EMAIL: trialaction@sport.dk
WEBSITE: www.trialaction.dk

ENGLAND
TARTYBIKES LTD
PHONE: (+44) (0) 44 1772 32 33 33
EMAIL: info@tartybikes.co.uk
WEBSITE: www.tartybikes.co.uk/

FINLAND
MONTY FINDLAND
PHONE: (+358) 50 44 56 217
EMAIL: kai@monty.fi
WEBSITE: www.monty.fi

FRANCE
EXPORT DEPARMENT
PHONE: (+34) 676 83 76 02
EMAIL: export@monty.es
WEBSITE: www.monty.es

GERMANY
MONTY FAHRRADIMPORT
PHONE: (+49) 51456520
EMAIL: info@monty-bikes.de

ISRAEL
EXTREME ARCHERY & MOTORS
PHONE: (+972) 506841007
EMAIL: export@monty.es
WEBSITE: archerytag.israel@gmail.com

ITALY
EXPORT DEPARTMENT
PHONE: (+34) 93 666 71 11
EMAIL: exportmanager@monty.es
WEBSITE: www.monty.es

LATVIA
FORMICA VELOX Ltd.
PHONE: (+371) 294 54 272
EMAIL: kristaps@trialsmaster.net
WEBSITE: www.trialsmaster.net

NORWAY
MOTORSYKLISTEN AS
PHONE: (+47) 38 05 16 15
EMAIL: post@motorsyklisten.no
WEBSITE: www.motorsyklisten.no

POLAND
EXPORT DEPARMENT
PHONE: (+34) 676 83 76 02
EMAIL: export@monty.es
WEBSITE: www.monty.es

PORTUGAL
EXPORT DEPARTMENT
PHONE: (+34) 93 666 71 11
EMAIL: exportmanager@monty.es
WEBSITE: www.monty.es

SLOVENIA
A3S SEVERIN SAJEVEC S.P.
PHONE: (+386) 40 894 896
EMAIL: info@trial.si

SWEDEN
TEVEO AB
PHONE: (+46) (0)31 3147520
EMAIL: info@monty.se
WEBSITE: www.monty.se

SWITZERLAND
SWISS MONTY PRONOTION
PHONE: (+41) 32 461 20 15
EMAIL: infos@swissmonty.com
WEBSITE: www.swissmonty.com

UKRAINE
GO-ON
PHONE: (+380) 0953428427
EMAIL: bike@go-on.com.ua
WEBSITE: www.go-on.com.ua

SEVERAL OF...

DEALERS

ASIA

INDONESIA
CV YORUSY SUMBER
PHONE: (+62) 2177833366
EMAIL: monty_yorusy@yahoo.co.id

IRAN
ZAGROS BIKE CO.
PHONE: (+98) 9124 937 234
EMAIL: zagrosbike@gmail.com
WEBSITE: www.zagrosbike.com

JAPAN
MONTY JAPAN
PHONE: (+81) 592 262 557
EMAIL: b-trial@zfv.ne.jp

TAIWAN
MONTY TAIWAN
PHONE: (+886) 42 262 41 27
EMAIL: biketrial@ms18.hinet.net

NORTH AMERICA

EE.UU
BIKETRIALS UNLIMITED
PHONE: (+1) 336 686 3380
EMAIL: nbkohring@gmail.com

SOUTH AMERICA

MEXICO
EXPORT DEPARMENT
PHONE: (+34) 93 666 71 11
EMAIL: exportmanager@monty.es
WEBSITE: www.monty.es


PANAMA
VOLCAN BIKE
PHONE: (+507) 61364567
EMAIL: volcanbikepty@gmail.com

PERU
TODO TRIAL PERU
PHONE: (+51) 1997513000
EMAIL: mototrialperu@gmail.com

OCEANIA

AUSTRALIA
BIKE TRIALS DIRECT
PHONE: (+61) 425291942
EMAIL: sales@biketrialdirect.com

NEW ZEALAND
MARLBORO JGH TRIALS CENTRE
PHONE: (+64) 3 579 2500
EMAIL: montesa@trialsnz.co.nz
WEBSITE: www.trialsnz.com





**Specifications subject to change without further notice
*Las presentes especificaciones estan sujetas a cambio sin previo aviso
*Les présentes spécifications sont soumises à des changements sans préavis
Änderungen in der Ausstattung vorbehalten

-Las fotografías mostradas pueden no corresponder con las especificaciones detalladas
-Picturas shown may not correspond with the detailed specifications
-Les images peuvent ne pas correspondre aux spécifications détaillées
-Abbildungen entsprechen möglicherweise nicht mit den detaillierten Spezifikationen

www.monty.es



Bicicletas Monty S.A.
El Pla 106 - 08980
Sant Feliu de Llobregat
Barcelona
Tel. [+34] 93 666 71 11
Fax. [+34] 93 666 71 12
monty@monty.es

FOLLOW US ON

